

See discussions, stats, and author profiles for this publication at: <https://www.researchgate.net/publication/330141623>

# proceedings AGBA, 2016

Conference Paper · January 2019

---

CITATIONS

0

---

READS

161

1 author:



Haryuni Haryuni

Universitas Tunas Pembangunan Surakarta

45 PUBLICATIONS 121 CITATIONS

SEE PROFILE



## **ADVANCES IN GLOBAL BUSINESS RESEARCH**

Vol. 13, No. 1,  
ISSN: 1549-9332

**Refereed Proceedings of the 13<sup>th</sup> Annual World Congress of the  
Academy for Global Business Advancement (AGBA)  
and  
2016 AGBA—Indonesia Chapter's Inaugural Conference  
[www.agba.us](http://www.agba.us)**

Conference Hosted by the Faculty  
of Economics and Business  
Universitas Sebelas Maret  
Indonesia

November 26 - 28, 2016  
August 3 - 4, 2016

Proceedings Edited By

Dana-Nicoleta Lascu  
University of Richmond  
Richmond, Virginia, USA

Eric Werker  
Simon Fraser University  
Vancouver, British Columbia, Canada

Gary L. Frankwick University  
of Texas at El Paso El Paso,  
Texas, USA

Irwan Trinugroho Universitas  
Sebelas Maret Surakarta, Central  
Java, Indonesia

Zafar U. Ahmed  
Academy for Global Business Advancement  
Fort Worth, Texas, USA

## Preface

These refereed proceedings contain all papers that have been accepted after anonymous review and their subsequent revisions by author(s) for presentation at the 13<sup>th</sup> Annual World Congress of the Academy for Global Business Advancement (AGBA), on November 26 - 28, 2016 and the 2016 AGBA—Indonesia Chapter's Inaugural Conference on August 3 - 4, 2016 that are being hosted by the Faculty of Economics and Business, Universitas Sebelas Maret, Indonesia.

These refereed proceedings have been edited by Dana-Nicoleta Lascu, (University of Richmond, USA), Eric Werker, (Simon Fraser University, Canada), Gary L. Frankwick, (University of Texas at El Paso, USA), Irwan Trinugroho, (Universitas Sebelas Maret, Indonesia), and Zafar U. Ahmed (Academy for Global Business Advancement, USA).

AGBA would like to express its appreciation and gratitude to Dr. Hunik Sri Runing Sawitri, Dean, Faculty of Economics and Business Universitas Sebelas Maret, Indonesia and Dr. Muhammad Agung Prabowo, Associate Dean, Faculty of Economics and Business, Universitas Sebelas Maret, Indonesia for their dynamic leadership, appreciable patronage and admirable support in organizing this fabulous global conference.

AGBA also wishes to extend its heartfelt thanks to Conference Organizing Committee at the Faculty of Economics and Business Universitas Sebelas Maret, Indonesia for organizing two great conferences.

We place on record our sincere thanks for your participation and support, and look forward to having you with us next year at AGBA's 14<sup>th</sup> Annual World Congress.

Sincerely,

Dana-Nicoleta Lascu  
Eric Werker  
Gary L. Frankwick  
Irwan Trinugroho  
Zafar U. Ahmed

- THE DEVELOPMENT OF FLYPAPER EFFECT AND INCLUSIVE ECONOMIC GROWTH MODEL ON BORNEO ISLAND**  
Prima Rosita Arini S, YKPN School of Business, Indonesia  
Rudy Badrudin, YKPN School of Business, Indonesia  
Baldrice Siregar, YKPN School of Business, Indonesia.....1881
- BUILDING ECONOMIC EQUILIBRIUM MODEL IN INDONESIA TOWARD MACROECONOMIC VARIABLES, NEW CONSENSUS MACROECONOMIC APPROACH**  
Marselina Djayasinga, University of Lampung, Indonesia .....1898
- THE IMPORTANCE OF ASMAUL HUSNA'S VALUES AND ETHICS TO DEVELOP ETHICAL LEADERSHIP IN THE ACCOUNTING PROFESSION**  
Doni Sagitarian Warganegara, University of Lampung, Indonesia .....1910
- CORPORATE SOCIAL RESPONSIBILITY MOTIVES: PATH IN CREATING SOCIAL AND BUSINESS PERFORMANCE**  
Tengku Ezni Balqiah, Universitas Indonesia, Indonesia  
Nurdin Sobari, Universitas Indonesia, Indonesia  
Elevita Yuliati, Universitas Indonesia, Indonesia  
Rifelly Dewi Astuti, Universitas Indonesia, Indonesia ..... 1913
- THE MODEL OF CORPORATE SOCIAL RESPONSIBILITY IMAGE IN BUILDING BRAND EQUITY**  
Mahrinasari MS, University of Lampung Indonesia  
Basu Swastha Dharmmesta, Universitas Gadjah Mada, Indonesia ..... 1928
- THE INFLUENCE OF ISLAMIC ORGANIZATIONAL CULTURE ON ISLAMIC RURAL BANK PERFORMANCE**  
Muhammad Iqbal Fasa, Islamic State University Sunan Kalijaga Yogyakarta  
Ridwansyah, Islamic State University Raden Intan Lampung.....1952
- DEVELOPMENT OF JATROPHA BASED BIOFUEL TO CREATE SELF-SUSTAINED ENERGY VILLAGE**  
Nuning Setyowati, Sebelas Maret University, Indonesia  
Erlina Wida Riptanti, Sebelas Maret University, Indonesia  
Mohd. Harisudin, Sebelas Maret University, Indonesia ..... 1963
- RESEARCH OF WHILE BBV INFECTED AND DOSAGE OF RICE CHAFF ON THE INCREASING OF PATHOGEN STEM ROT RESILIENCE OF VANILLA (BBV) WHICH INDUCED OF RHIZOCTONIA BINUCLEATE (BNR) AND THE EFFECT ON THE INCREASING OF ORGANIC MATTERS AND SOIL PHOSPHORUS**  
Haryuni, Tunas Pembangunan University, Indonesia  
Tyas Soemarah K.D, Tunas Pembangunan University, Indonesia  
Teguh Supriyadi, Tunas Pembangunan University, Indonesia  
Supriyadi, Sebelas Maret University, Indonesia.....1975

**RESEARCH OF WHILE BBV INFECTED AND DOSAGE OF RICE CHAFF ON THE INCREASING OF PATHOGEN STEM ROT RESILIENCE OF VANILLA (BBV) WHICH INDUCED OF RHIZOCTONIA BINUCLEATE (BNR) AND THE EFFECT ON THE INCREASING OF ORGANIC MATTERS AND SOIL PHOSPHORUS**

Haryuni, Tunas Pembangunan University, Indonesia

Tyas Soemarah K.D, Tunas Pembangunan University, Indonesia

Teguh Supriyadi, Tunas Pembangunan University, Indonesia

Supriyadi, Sebelas Maret University, Indonesia

**Abstract**

The using of healthy vanilla seedlings can increases productivity, quality, and plant's production life, however seeing the fact that inoculum *F. oxysporum* f.sp.*vanillae* (Stem Rot of Vanilla or BBV) scattered on the land then the utilization of microbial antagonism as a control agents which can decreasing level of the attacks. The effectivity of *Rhizoctonia* Binucleate (BNR) on plants affected by while BBV infected and dosage of chaff on plants. Before the treatment of every sample vanilla plants were inoculated with 15 grams of *Rhizoctonia* Binucleate and 9 grams of phosphorus. This research consisted of two treatment which first treatment is when inoculation of BBV with a level without inoculation of BBV, consists of (while doing planting, after fifteen days and after thirty days) or (H<sub>1</sub>, H<sub>2</sub>, H<sub>3</sub>), the second treatment is dosage of rice chaff consists of (0, 5, 10, 15) grams/plant or (S<sub>0</sub>, S<sub>1</sub>, S<sub>2</sub>, S<sub>3</sub>), soil type is Alfisol. With those variables on research units which organized around broad substantive research topics. Every research units consists of planted ten vanilla seeds in polybag which contain of 500 grams medium soil. Whereas sampling units consists of overall individual research units. The result of research shows that the interaction when inoculation of BBV and dosage of chaff truely different with the level of organic material, phosphorus and percentage of seedling death. Higher result of organic matter observation's parameter on the treatment H<sub>3</sub>S<sub>3</sub> was 4.10%, phosphorus on the treatment H<sub>3</sub>S<sub>3</sub> was 12.14%.

**Key words:** *Rhizoctonia binucleate*, *rice chaff*, *organic matter*, *phosphorus*, *vanilla*

**Introduction**

Vanilla plant (*Vanilla planifolia* Andrew) is one of industry plants which has economic values (Hadisutrisno, 2005). Vanilla can be augmented generatively with seeds and vegetative by cuttings. Because of augmentation with seeds takes time and blooming slower, then vanilla augmentation for commercial did by cuttings way. Farmer usually uses vanilla plants substance in the form of long cuttings (50-60 cm), at least consist of five joint as an augmentation substance. Vanilla seed or cutting needs every year around sixteen million of seeds, then needed a comprehensive main garden. Until now, adding seeds is still an obstacle factor in areas expansion, so need to think about adding cheap and efficient vanilla seeds from the best varieties (Sukarman, 2011). The main disease of vanilla plants in Indonesia is foul stem of vanilla (BBV), which caused by fungus *Fusarium oxysporum* f.sp. *vanilla*. This disease can causing a great damage which makes 50% to 100% plants death (Hadisutrisno, 2004). Every controlling effort of foul stem of vanilla which had been done, there are utilization of soil microorganism such as fungus rizosfer which profitable and has an antagonism characteristics on soil borne pathogen (Sukarman, 2011; Haryuni *et al.*, 2014a; Haryuni & Tyas, 2014b).

*Fusarium* is an uncontrollable fungi (Singh *et al.*, 1999), lives as saprofit in soil for two until four years, the infection is so fast by the sparks of soil water, water flow, insects, soil and plants cutting substance (Hadisutrisno, 2005). Fungus *Fusarium* spp in plants tissue creates polypeptide which has a role as a toxin and creat fusarat acid as pectolytic enzyme which is *pektinmetilesterase* (PME) and *depolimerase* (DP) which have roles to split the pectin in the cell wall of xylem and create colloidal mass as non-pectin which clogging the xylem until change into brown (Semangun, 2000; Semangun, 2001; Mukarlina *et al.*, 2010). Infection of fungus *F. oxysporum* through by lateral roots tip or the main of roots tip in parenchyma intercellularly and intracellularly, after that the infection is hamperring roots growth. This fungi survives in saprofit condition which shaped as chlamydospora on period of time up to five years (Sukanto & Tombe, 1995; Sudantha & Abadi, 2001).

The function of organic matter are to change nutrient uptake of soil to unravel, 90% lost very fast because decomposition process around 5% only which have a form as mineral. Those lost in the soil are affected by temperature, oxygen, and humidity, even with too much soil processing (Funderburg, 2001). Organic matter *Gliricidie sepium*, haulm and animal manure which are organic matter that worth to be used for farmer, it is because those have high quality, availability and high potential as well (Minardi *et al.*, 2011).

Phosphat is essential nutrition which as plants needs for its growth and progress. There are huge of phosphat in the soil, but around 95% to 99% phosphat which unavailable, so it can't be used by plants (Sanjotha, *et al.*, 2011). Efficiency of phosphorus fertilization usually around 15% to 20%, the last is lost because of abstersion and adsorbed by soil colloids (Moljono *cit* Soeminaboedy & Tejowulan, 2012).

BNR has a role as mikoryza (Haryuni, 2012), mikoryza fungi is fixing chemistry, physics and biology of soil characteristics because hyphae external of mikoryza fungi is able to penetrate the soil pore space, both micro or macro. Hyphae external and root existence is very important because it can absorbs and keep soil moisture (Dhillion & Friese, 1997; Nelson & Safir *cit.* Harahap, 2009). The existance of BNR and phosphorus before been inoculated with BBV is increasing plant resilience.

There is no final result of research about the effect of BNR and rice chaff on vanilla resiliences progress on pathogen of BBV, so we need to do testing, the aim of this research is to getting know while infection of BBV and rice chaff dosages happens, then increasing plant tissues resilience and its effect of the increasing of organic substance and soil phosphorus.

## Methods

Give 9 grams phosphorus/plants and 15 grams fungus *Rhizoctonia* binucleate in every treatment, first treatment is inoculated by BBV with a giving variation by inoculated when planting, inoculated on fifteen days after planting and the second treatment's parameter rice chaff with a dosage without rice chaff, 5 grams/plant, 10 grams/plant, 15 grams/plant which the soil type is Alfisol. With those variables above research units use organized around broad substantive research topics project. Every research units consist of ten vanilla seeds which been planted in polybag which contain of 500 grams medium soil. Whereas the sampling unit consist of the whole of individu in research units.

## Analysis

Soil analysis: example is soil that has been dried until the weight is constant, crushed or mashed, be strained with sieve size 2 mm, then put into plastic bowl. Soil characteristics that being observed in laboratory involve soil organic matter and phosphorus of soil with Bray II methods. Determination of organic material started with determination of C-organic

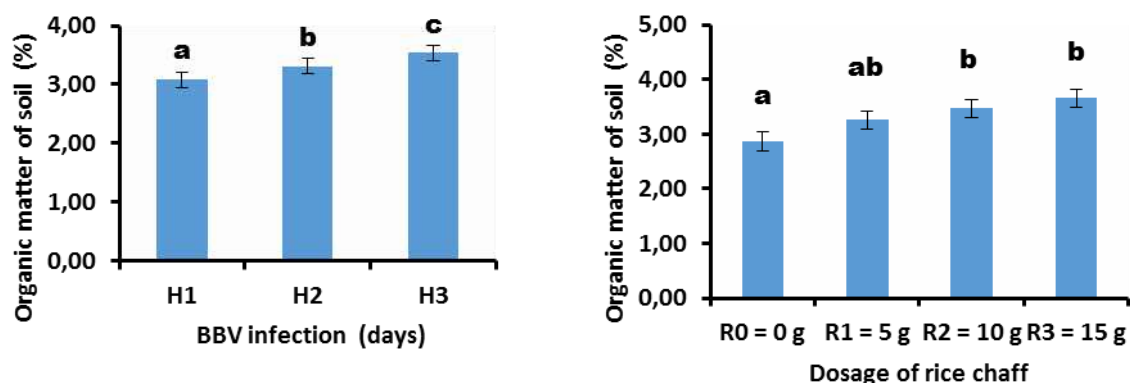
substances (COT) with Walkley and Black methods (1934). Soil C-organic substances which next is being synchronized with soil organic substances (BOT) with the formula  $BOT = 1.724 \times \% COT$  (Sabaruddin *et al.*, 2009).

Analysis of variance was conducted to test soil organic matter content and available soil phosphorus based on organized around broad substantive research topics project and continue with BNT test on the 5% of totally different standard.

## Result and Discussion

### 1. Soil Organic matter

Soil organic matter is one of material forming soil aggregates which has a role as adhesive material between the soil particles to unite into soil aggregates, so then organic matter is important in forming soil structure (Suntoro, 2003). Soil degradation and land happens because of the contamination of agrochemistry materials, erosion, and improper land management resulting decrease in the carrying capacity of the physical, chemical and biological soil. Organic matter is one of the most effective ways to control the occurrence of degradation of land.

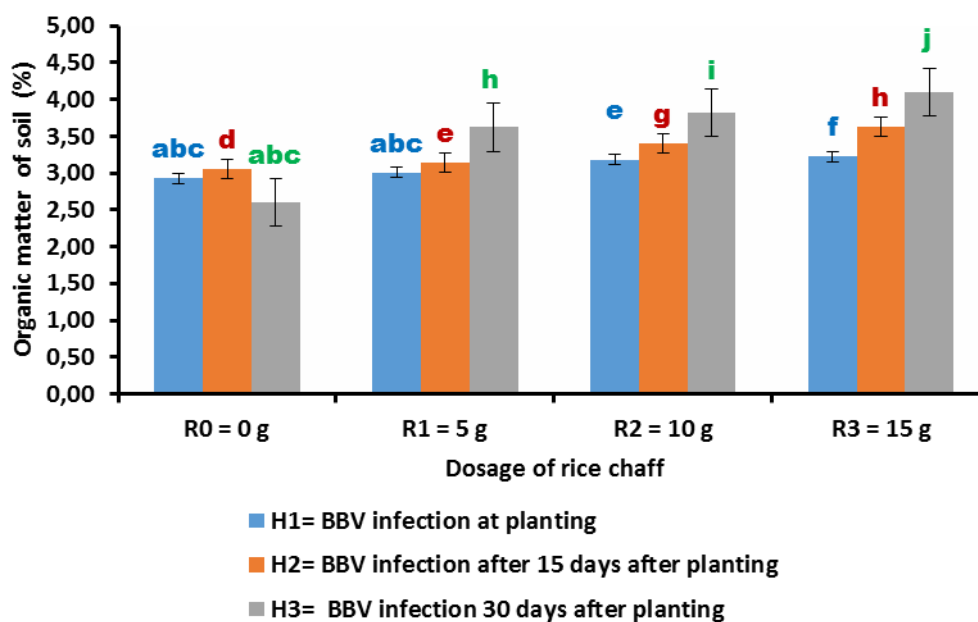


**Figure 1. Soil of organic matter**

Figure 1. shows that vanilla seeds which infected by BBV a month after planting ( $H_3$ ) shows truly different with seeds that has been infected by BBV while were planting ( $H_1$ ) whereas ( $H_1$ ) and ( $H_2$ ) was 3.09% and 3.31%. It caused by phosphorus (P) that has been given before planting could change P to available with hyphae help which formed from BNR, BNR existence has function as affected organic matter even by directly through mineralisation process or indirectly by helps the release of P which has been fixed (Suntoro, 2003). Soil organic matter serves as a reservoir of nutrients for crops, provides soil aggregation, increases nutrient exchange, retains moisture, reduces compaction, reduces surface crusting, and increases water infiltration into soil. Components vary in proportion and have many intermediate stages.

The treatment of giving dosage of 15 grams rice chaff is 3.65 grams shows truly different and tend to increase soil organic matter while the amount of ( $R_0$ ), ( $R_1$ ), and ( $R_2$ ) are 2.86%, 3.26%, and 3.47% (Picture 1). 15 grams of rice chaff together with BNR and P for a month give a room and time to decompose organic matter. Suwahyono (2011) thought that the content of humic acid on organic matter is an important substance from humus molecule which has a role to recondition soil as medium planting, help to loosen the soil, and help to uptake the nutrient, also increasing retention of water content, and spur the growth of microbes in the soil. Everyday humic acid is called humus and these compounds contribute to the physical and chemical quality of the soil. Support by Funderburg (2001) benefits of

organic matter are 1) nutrient supply, 2) water holding capacity, 3) soil structure aggregation, 4) erosion prevention.



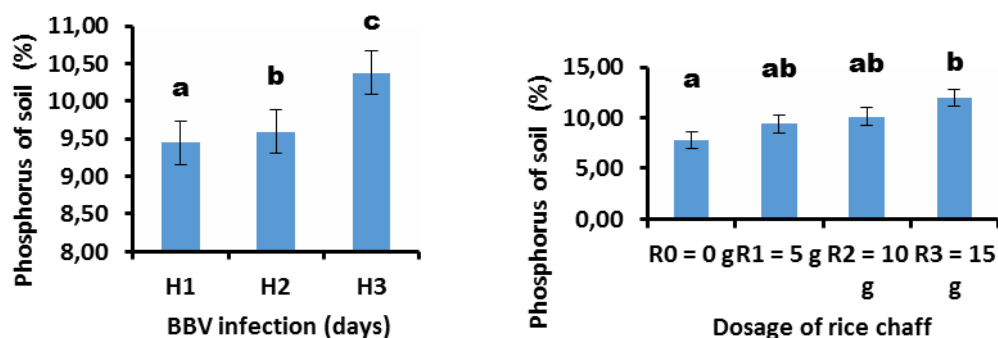
**Figure 2. Effect of interaction of variation of BBV infected and dosage of rice chaff to soil of organic matter**

Figure 2 shows that variant interaction while BBV infection and dosage of rice chaff effected it and tend to increase soil organic material content. The increasing of rice chaff and increasing while BBV infections on plants give real effect (Haryuni, 2012) by 4.1%. Whereas the lowest organic material content on treatment ( $R_0H_1$ ) is 2.93%. It is because of increasing of dosage of rice chaff from (0, 5,10) grams to 15 grams causing in increasing organic material contents. Based on forming process, rice chaff doesn't bring microorganism pathogen because it was passing through burning process, then it is relative sterile. Its role in the soil increasing soil porosity then the soil becomes flabby also increasing soils ability to absorb water. The content of carbon is high, wherein the carbon element is indispensable in the composting process. Research result from Gawansyah *cit.* Tamtomo *et al.*, (2015) shows that rice chaff charcoal serves as the organic material can increase the productivity of soil and fertilizer efficiency as well as reducing the need for fertilizers. Organic matter is an energy source of macro and microbiology of soil so then increasing activity and microbiology population which has relation with decomposition activity and mineralisation of organic matter (Stevenson, 2007). Supported by result of analysis data Tamtomo *et al.*, (2015) that the content of rice chaffs charcoal are 0.2107% phosphorus, 0.3979% Calcium, 0.4758% Calcium, 0.0868% Magnesium and 3.2816% neutralization power. Rice chaff charcoal contains a lot of nutrient which have a role in increasing soil organic matter through decomposition process which give effect to the resistance and growth of plants. Sympatric microorganisms that influence microenvironment, such as water balance, nutrient content and substrate quality (Rasmussen *et al.*, 2015).



## 2. Soil Phosphorus

Nutrient which can be absorbed by plants with mycorrhizal fungi helps and roots are phosphorus, this element is required in relatively high amounts of plant (Marschner, 1986). Phosphorus which has been absorbed by hyphae external that resulting from BNR and modified root into polyphosphate compound. Hyphae is the important part of mycorrhizal fungi that are outside and inside the roots and serves to absorb the phosphorus in the soil (Dhillion & Friese, 1997; Brundrett, 2000; Krishna, 2005). Bolan (1991) thought that roots which been inoculated with mycorrhizal fungi, phosphorus levels higher than the roots do not bermikoriza. Supported by research of Haryuni (2012) dan Haryuni & Tyas (2015) BNR hyphae external increasing soil phosphorus levels. Support by Cameron *et al.*, (2007) *Goodyera repens* can obtain significant amounts of P from its mycorrhizal partner. These results provide further support for the view that mycorrhizal associations in some adult green orchids are mutualistic.



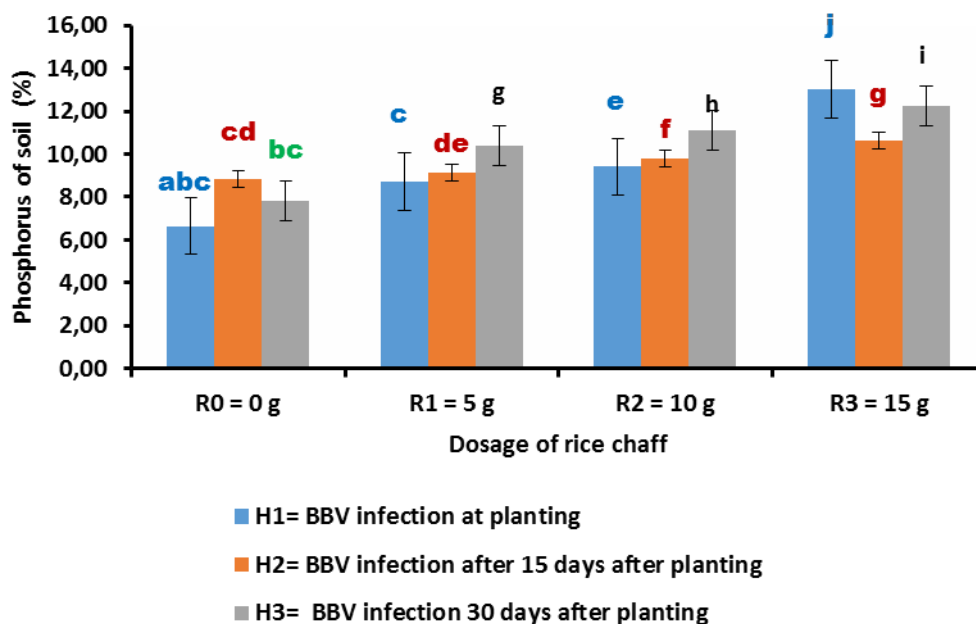
**Figure 3. Soil of phosphorus**

Time of BBV infected is truly different and increasing soil phosphorus levels, BBV infected while planting ( $H_1$ ) is 9.45% but ( $H_2$ ) and ( $H_3$ ) increased to 9.60% and 10.38% (Figure 3). That is because BNR which has been inoculated before planting forming threads hyphae, then issued a phosphatase enzymes and organic acids, especially oxalate can help liberate phosphorus (Bolan, 1991; Sasli, 2004). Research on sorghum were inoculated with mycorrhizal fungi showed that phosphorus levels higher than those without inoculated mycorrhizal fungi. Menurut Sasli (2004), thought, plants that have been with mycorrhizal fungi can grow better because can uptake nutrient such as N, P, dan K more than in the infected soil and root mycorrhizal fungi can increase the absorption of nutrients. BNR inoculation forms hyphae then helps the roots absorb and store water.

The increasing of husk dosage gives real effect and tend to increase soil phosphorus levels ( $R_3$ ) is 11.95% whereas on dosage ( $R_0$ ) ( $R_1$ ) and ( $R_2$ ) 7.77%, 9.41% and 10.1%. Increasing of phosphorus because husk contains of humic acid which is organic material components (Tamtomo *et al.*, 2015). Adding organic material can increase soil microorganism population even fungi or decomposers (Haryuni, 2012). The microorganisms that play a role here is BNR which grows forming threads hyphae thus improving nutrient absorption P. Supported by the research of Priyadharsini & Srane (2009) which states that rice husk ash improve the growth and yield of cowpea. BNR is microorganism which has ability to extract phosphate from insoluble form into a form available to plants through secretion of organic acids that

produced for the release of the complex P sorption (Hanafiah *et al.*, 2009; Haryuni, 2012). Inoculation can be increased available soil P concentrations, so that inoculated roots mobilize more P and plants may have up taken more P from soil. Arbuscular mycorrhizal fungi inoculation can be used as a component of integrated nutrient management strategies (Cozzolino *et al.*, 2013).

Figure 4 shows that variant interaction while infection BBV and rice shaff dosages gives different effect and tend to increasing soil phosphorus levels. On interaction (R<sub>3</sub>H<sub>1</sub>) the highest phosphorus levels is 13.03%, meanwhile (R<sub>3</sub>H<sub>2</sub>) and (R<sub>3</sub>H<sub>3</sub>) are 10,61% and 12,22%. That was because of BNR and chaff contains of chitinase activity or microbial kitinolik, then hydrolyze chitin BBV compounds that has a role as organizer of cell walls, so BBV weakens even death (Fakamizo *et al.*, *cit.* Ferniah *et al.*, 20011; Semangun, 2001; Haryuni *et al.*, 2014a). BNR and chaff which degrade chitin BBV called as biopesticides and has a role as enzym producer and Plant Growth Promoting Fungi (PGPF) which produce metabolites growth regulators and provide nutrients for plants (Suryanto *et al.*, 2010; Bustaman *cit.* Khaeruni & Rahman, 2012; Haryuni *et al.*, 2014).



**Figure 4. Effect interaction of variation of BBV infected and dosage of rice chaff to soil of phosphorus**

BNR and rice chaff which degrades BBV has a role as microorganism that can release P bound so available shaped to plants. BNR as mycorrhizal can absorb P from mineral P sources which soluble because produce organic acids and phosphatase enzyme, with the mechanism of infection of the root system of the host plant, produces interwoven hyphae intensively then mycorrhizal roots can increase nutrient absorption capacity (Iskandar, 2001; Haryuni, 2014). Wherein P in soil substances is increasing, then P absorptions by plants will be increase as well (Mengel & Kirkby, 2007). Organic substances and mycorrhizal increase availability of P on corn crop (Sufardi *et al.*, 2013). The higher of population of mycorrhizal increase the absorption of water and nutrients needed by plants (Sastrahidayat, 2011; Subhi *et al.*, 2014). Microorganism existence is needed on P element because (1) the amount in soil

is little, (2) unavailability of the original P, and (3) P fixation occurs in soils derived from fertilization (Buckman dan Brady, 1980).

### Conclusion

Based on the analysis and the discussion above it can be concluded that while infection BBV, rice chaff dosages and its interaction really effecting on organic material levels and soil phosphorus and tend to increase. Infection BBV on the base of the trunk does not infect but degraded by BNR, contains of humic acid then decomposes into organic matter. Organic matter which has been formed is an energy source of BNR of hyphae external growth which has a role to absorb available P to plants.

### Acknowledgement

Acknowledgments hereby granted to the Director General of Higher Education that has funded through competitive grants research assignment Decentralization No. 009/K6/KM/SP2H/ RISE TTERAPAN/2016 and all parties that were involved in the research.

### References

- Bolan, N.S. 1991. A critical review on the role of mycorrhizal fungi in the uptake of phosphorus by plants. *Plant and Soil* 134: 189-207.
- Brundrett, M.N. 2000. Section 1. Introduction of mycorrhizas. <http://www.ffp.csiro.au/research/mycorrhiza/intro.html>. 8. Accessed on 25 November 2008.
- Buckman, H. O., and N. C, Brady. 1982. *Ilmu Tanah (Terjemah)*. PT. Bharata Karya Aksara. Jakarta. 653p.
- Cameron. D.D., I. Johnson, J. R. Leake & D. J. Read. 2007. Mycorrhizal Acquisition of Inorganic Phosphorus by the Green-leaved Terrestrial Orchid *Goodyera repens*. *Annals of Botany* 99: 831–834. <http://aob.oxfordjournals.org/>.
- Cozzolino. V., V.Di Meo., A. Picollo. 2013. Impact Of Arbuscular Mycorrhizal Fungi Applications On Maize Production And Soil Phosphorus Availability. *Journal of Geochemical exploration* 129: 40-44.
- Dhillion, S.S & C.F. Friese. 1997. The occurrence of mycorrhizas in Prairies. Application to ecological restoration. Thirteenth North American Prairie Conference. Cambridge University Press. 113.
- Ferniah. R. S., Sri Pujiyanto., Susiana Purwantisari & Supriyadi. 2011. Interaksi Kapang Patogen *Fusarium oxysporum* dengan Bakteri Kitinolitik Rizosfer Tanaman Jahe dan Pisang. *Jurnal Natur Indonesia* 14(1),: 56-60.
- Funderburg.E. 2001. What Does Organic Matter Do In Soil. <http://www.noble.org/ag/soils/organicmatter/> . Acces at Sept 20 2016.
- Hadisutrisno. 2005. *Budidaya Vanili Tahan Penyakit Busuk*. Penebar Swadaya. Jakarta 87p.
- Hanafiah, A. S., T. Sabrina, dan H. Guchi. 2009. *Biologi dan Ekologi Tanah*. Universitas Sumatera Utara. Medan.
- Harahap, F.S. 2009. Pengujian pengolahan tanah konservasi dan inokulasi mikoriza terhadap sifat fisik dan kimia tanah serta produksi beberapa varietas kacang tanah (*Arachis hypogaea*.L). Universitas Sumatra Utara Medan. *Skripsi*. 70 p.
- Haryuni. 2012. *Studies On Binucleate Rhizoctonia As A Mycorrhiza And Its Role In Increasing Vanilla Seedling Resistance Toward Drought Stress (Vanilla planifolia Andrews) against Drought Stress*, Gadjah Mada University. Yogyakarta. 122 p.[Disertasion]. Not published.

- \_\_\_\_\_, T. Supriyadi., T.S.K.Dewi. 2014a. Efektivitas jamur Rhizoctonia binukleat terhadap perkembangan patogen busuk batang vanili (*Fusarium oxysporum* f.sp. *vanillae*) secara in vitro 114 (2): 171-179.
- \_\_\_\_\_, T.S.K.Dewi, T.Supriyadi, 2014b . Effec of Binucleate Rhizoctonia And Stem Rot (*Fusarium oxysporum* f.sp.*vanillae*) Of Vanilla (*Vanilla planifolia* Andrews) At Andisol Soil. *Prosiding Seminar Nasional PFI Komda Joglosemar*. 280-292.
- \_\_\_\_\_, 2015. Pengaruh Dosis Pemberian *Rhizoctonia* Binukleat (BNR) Dan Saat Inokulasi *Fusarium oxysporum* F.Sp. *vanillae* (BBV) Pada Perakaran Vanili (*Vanilla planifolia*.Andrews) Di Tanah Alfisol. *Prosiding Seminar Nasional PFI di Bekasi*.
- Iskandar, D. 2001. Pupuk Hayati Mikoriza Untuk Pertumbuhan dan Adaptasi Tanaman di Lahan Marginal. Universitas Lampung, Lampung.
- Khaeruni, A., Abdul Rahman. 2012. Utilization of Chitinolytic Bacteria as Biocontrol Agent of Stem Rot Disease by *Rhizoctonia solani* on Soybean. *J Fitopatol Indonesia* 8 {2}: 37-43.
- Krishna, K.R. 2005. *Mycorrhizas A Molecular Analysis*. Publishedby Science Publishers, Inc., NH, USA. 305 p.
- Mengel, K., & E.A. Kikrby. 2007. Principles of Plant Nutrition. Inter. Potash. Inst. Worblaufen-Bern/Switzerland.
- Minardi,S., J. Syamsiyah & Sukoco. 2011. The Effect of Organic Matter and Phosphor Fertilizer to Availability and Absorption of Phosphor with Sweet Corn Plant (*Zea mays saccharata* strurt) Indicator. *Sains Tanah Jurnal Ilmu Tanah dan Agroklimatologi*. 8(1): 23-30.
- Mukarlina,. Siti Khotimah & Reni Rianti (2010). Uji Antagonis *Trichoderma harzianum* Terhadap *Erwinia* sp. Penyebab Penyakit Busuk Bakteri Pada *Aloe vera*. *J Fitomedia* 3: 150-154
- Priyadharshini,J & T.H. Seran. 2009. Paddy Husk Ash, As a source of Potasium For Growth and Yield of Cowpea, *Journal of Agricultural Science* 4(2):67-76.
- Rasmussen H. N., K. W., Dixon, J. Jersa'kova & T. Te's'itelova. Germination and seedling establishment in orchids: a complex of requirements. *Annals of Botany* 116: 391–402, 2015 doi:10.1093/aob/mcv087, available online at www.aob.oxfordjournals.org. Sabaruddin. Siti Nurul Aidil Fitri & Lesi Lestari. 2009. Hubungan antara Kandungan Bahan Organik Tanah dengan Periode Pasca Tebang Tanaman HTI *Acacia Mangium* Willd. *J. Tanah Trop.*, Vol. 14 (2): 105-110.
- Sanjotha, P., P. Mahantesh & C.S. Patil. 2011. Isolation and Screening of Efficiency of Phosphate Solubilizing Microbes. *International Journal of Microbiology Research* 3:56-58.
- Sastrahidayat, I.R. 2011. *Rekayasa Pupuk Hayati Mikoriza Dalam Meningkatkan Produksi Pertanian*. UB Press. Malang.
- Sasli, I. 2004. Peranan mikoriza vesikula arbuskula (MVA) dalam peningkatan resistensi tanaman terhadap cekaman kekeringan. 12.
- Semangun, H. 2000. *Penyakit-Penyakit Tanaman Perkeebunan di Indonesia* Gadjah Mada University Press. Yogyakarta 835.
- Semangun, H. 2001. *Pengantar Ilmu Penyakit Tumbuhan*. Gadjah Mada University Press. Yogyakarta 754.
- Singh, P.P., Shin, Y.C., Park, C.S. & Chung, Y.R. 1999. Biological control of *Fusarium* wilt of cucumber by chitinolytic bacteria. *Phytopathology* 89: 92-99.

- Sudantha. I.M & A.L. Abadi. 2011. Effectiveness Test Of Endophytic Fungi *Trichoderma* spp. Local Isolate Ntb On Fungus *Fusarium oxysporum* f. sp. *vanillae* Cause Of Stem Rot Disease on Vanilla Cuttings .*Crop Agro* 4{2}: 64-73.
- Soemeinaboedhy I. N. & S. Tejowulan. 2012. Use Of Charcoal As Source Of P And K Nutrients And Soil Amandement. *Agroteksos* 19 {3}: 122-130. <http://fp.unram.ac.id>. Acces at Sept 10, 2016.
- Stevenson, F. J. 2007. *Humus Chemistry, Genesis, Composition, Reactions*. John Wiley and Sons Inc. New York.
- Subhi,M., Purnomo & Suntoro. 2014. Pemanfaatan Mikoriza dan Posfor Dalam Budidaya Stevia. *EL-VIVO* 2(2):29-36. <http://download.portalgaruda.org>. <http://jurnal.pasca.uns.ac.id>. Accessed on 26 September 2015.
- Sufardi,. Syakur,. & Karnilawati. 2013. Organic Ameliorant and Mycorrhiza Increase Soil Phosphate Status and Maize Yield on Andisol. *Agrista Journal*. 17 ( 1): 1-48.
- Sukarman, 2011. Pertumbuhan Empat Klon Harapan Vanili (*Vanilla Planifolia*) Pada Umur Fisiologis Dan Posisi Ruas Yang Berbeda. *Jurnal Littri* 17(1) : 1 – 5.
- Sukamto & M. Tombe. 1995. Antagonisme *Trichoderma viride* terhadap *Fusarium oxysporum* f. sp. *vanillae* secara In-Vitro. Dalam Parman et al. (Penyunting), Peran Fitopatologi dalam Pembangunan Pertanian Berkelanjutandi Kawasan Timur Indonesia. Risalah Kongres Nasional XIII dan Seminar Ilmiah Perhimpunan Fitopatologi Indonesia di Mataram. 600 – 604.
- Suntoro. 2003. *Peranan Bahan Organik terhadap Kesuburan Tanah dan Upaya Pengelolaannya*. UNS Press. Surakarta.
- Suryanto D, Patonah S, Munir E. 2010. Control of fusarium wilt of chili with chitinolytic bacteria. *Hayati J Biosci*. 17(1):5-8. doi:10.4308/hjb.17.1.5.
- Suwahyono .U. 2011. Prospek Teknologi Remediasi Lahan Kritis Dengan Asam Humat (Humic Acid). *J. Tek. Ling* Vol. 12 (1):55 – 65.
- Tamtomo. F., Sri Rahayu,.Agus Suyanto. 2015. Pengaruh Aplikasi Kompos Jerami Dan Abu Sekam Padi Terhadap Produksi Dan Kadar Pati Ubijalar. *Jurnal Agrosains* 12(2): 1-7