

BUKTI KORESPONDENSI

PAPER SUBMISSION

Soybean varieties respond to the shade of teak trees

AchmadFatchul Aziez^{1,*}, Agus Budiyo¹, Endang Suprapti¹, Agung Prasetyo¹, FardhanAji
Pranantyo¹, dan Paiman²

¹) Department of Agrotechnology, Faculty of Agriculture, UniversitasTunas Pembangunan,
Surakarta, Central Java, Indonesia

²) Department of Agrotechnology, Faculty of Agriculture, Universitas PGRI Yogyakarta,
Indonesia

Abstract

Background:Light is one of the environmental factors that greatly affect the growth and yield of crops in general, including soybean plants. The purpose of this study was to determine the effect of shade on the yield and yield components of soybean.

Methods:The research method was a randomized complete block design (RCBD) with three replications. The first factor was the kind of variety which consisted of two levels, i.e., Dena I and Anjasmara. The second factor was the level of shading, which consisted of four levels, i.e., 0, 10-20, 20-30, and 30-40%.

Result:The results showed that shade decreased the number of filled pods, dry pod weight per plant, 100 seeds weight, and seed yield ha⁻¹. As the shade increases, the lower the yield and component of soybean yields increases.The decrease in seed yield ha⁻¹ of Dena I variety at 10-20, 20-30, and 30-40% shade was 22, 14, and 50%, respectively, while the Anjasmara variety was 9, 49, and 59%.Shade decreases yields and yield components of Dena I and Anjasmara varieties.Inthe higher level of shade, the yield reduction will increase.

Keywords:response, shading, soybean, variety, yield

*Corresponding email: achmad.aziez@yahoo.com

Department of Agrotechnology, Faculty of Agriculture, UniversitasTunas Pembangunan

INTRODUCTION

Solar radiation is one of the most important abiotic factors for agricultural production (Liu et al. 2018). A slight increase or decrease in light intensity for most plants will cause large changes in the photosynthesis process (Wu et al. 2017). Light intensity affects important plant processes such as physiology, biochemistry, and cell division (Wu et al. 2018). Many processes in plants are disrupted by a decrease in light intensity which brings about dramatic developmental and physiological changes, leading to a rapid decline of these processes (Wu et al. 2016). Shades can affect the carbon balance of plants because the demand for carbohydrates (sugar) increases while production decreases: the rate of physiological processes increases while the yield of photosynthesis decreases (Yang et al. 2018)). Thus, tolerance to shade stress is reduced at low photosynthetic rates in C₃ plants (Su et al. 2014). In addition, the carbohydrate (sugar) pattern becomes an expensive process, as structural protein biosynthesis (especially chlorophyll protein) increases with increasing shade (Yang et al. 2018). The rate of photosynthesis is the main driver of plant carbon balance, optimal and sustainable light availability should also be considered to study the response of plants to shade stress.

The reduction in photosynthesis occurs from two main mechanisms: (1) decreased diffusion of CO₂ into leaves, due to decreased intercellular CO₂ and stomatal conductance, and (2) inhibition of metabolic potential for photosynthesis by inhibiting leaf growth and enlargement by controlling cell proliferation (Wu et al. 2017, 2018). Shade at the vegetative stage greatly disrupts soybean photosynthesis by blocking energy transport from photosystem II to photosystem I, decreasing the rate of electron transport and reducing the amount or activity of Rubisco (Yao et al. 2017).

The response of plants to a shaded environment is determined by their tolerance to reduced light intensity. One of the effects of shade on plant morphology is that the plant stems become taller because the plant stems are etiolated (Dhariwal et al. 1998). This morphological condition causes the plants to fall easily so that they can reduce the yield of seeds. The shade of 50% during growth resulted in a decrease in soybean seed yields of between 37 and 74% (Steppuhn et al. 2005), and in rice resulted in a decrease in the yield of more than 55% (Sulistiyono et al. 2002). Another effect of shade on plant morphology is an increase in leaf area (Kisman et al. 2007) which aims to make light absorption more efficient so that the photosynthesis process can run normally (Djukri and Purwoko 2003). In the reproductive phase

of some soybean varieties, shade stress causes a faster flowering and harvesting age than in an unshaded environment (Rahmanda et al. 2017).

By the research of Susanto and Sundari (2011), light reception by soybean plants is different in each environment. The yield of soybean seeds under the shade of maize, cassava, black paranet, and optimal environment were 0.35, 0.36, 1.33, and 2.13 tons ha⁻¹, respectively. Sundari and Susanto (2015) reported that up to 75% shade intensity increased plant height and specific leaf area, but reduced leaf number and area, light absorption rate, photosynthesis rate, leaf chlorophyll index, number of filled pods, and seed weight per soybean plant. Each plant genotype has a different tolerance to shade stress. Plants that are adaptive to low radiation have increased leaf area ratios, stem leaf ratios, stem lengths, and decreased leaf thickness (Haque et al. 2009). Based on the literature review above, the purpose of this study was to examine changes in yields of soybean varieties in a shaded environment.

MATERIALS AND METHODS

Study site

This research was carried out from November 2019 to February 2020 at Public Company Perhutani Forest Management Unit Semarang at Grobogan, Central Java, Indonesia with limestone Margalite soil with chemical composition: N total, P available, K available 0.15% (low), 8.10 (medium), and 0.79 me 100 g⁻¹ (high), respectively. A geographical position was between 110° 15'-111° 25' east longitude and between 7° 1' - 7° 30' south latitude with a height of 79 m above sea level (ASL), and the average rainfall is 201 mm month⁻¹.

Experiment design

The experimental design used in this research was a completely randomized block design (RCBD) with four replications. The first factor was a variety, which consisted of two levels, i.e., Dena I and Anjasmara. The second factor was shading which consisted of four levels, i.e., 0; 10-20; 20-30; and 30-40%.

Research procedures

Soil tillage was done by plowing, then manure was a dose of 2 tons ha⁻¹. The plots were made in a size of 3.0 m x 3.0 m. The need for manure plot⁻¹ was 1.92 kg. Seeding was done by sowing the soybean seeds on the prepared planting media. Soybean seedlings were planted at a spacing of 40 cm x 15 cm. Phonska fertilizers were given according to the treatment, namely the

first stage at 14 days and the second at 30 days after planting (DAP). Leaves fertilizer at a dosage of 75 kg ha⁻¹ was given simultaneously at the age of 30 DAP in all plots. Irrigation cannot be done and only rely on rainwater. Plant maintenance carried out included transplanting at the age of 7 DAP and weed control at 14 DAP.

Parameters observed

The parameters observed were the number of filled pods, the weight of dry pods, the weight of 100 seeds, and the weight of seeds ha⁻¹.

Statistical analysis

The data of observations were analyzed using analysis of variance (ANOVA) at 5% significant levels. The treatment means were compared using Duncan's new multiple range test (DMRT) at 5% significant levels.

RESULT AND DISCUSSION

Analysis of variance (Table 1) showed that there was an interaction between varieties and shade on the number of filled pods, dry pod weight, the weight of 100 seeds, and seed weight ha⁻¹

Number of filled pods

Based on the analysis of variance (Table 1) in the number of filled pods there was an interaction between varieties and levels of shade. The highest number of filled pods was Anjasmara variety without shade that did not differ with 10-20% shade, Dena I variety without shade, or 10-20% shade. The minimum number of filled pods was Anjasmara variety with 30-40% shade which was not different from Dena 1 variety at 30-40% shade (Table 2).

Shade levels of 10-20% in varieties Dena 1 and Anjasmara have not caused a decrease in the number of filled pods, but starting at 20-30% shade levels, there is a decrease in the number of filled pods. The increasing the shade, the decrease in the number of filled pods will increase. The decrease in the number of filled pods of Dena I variety at 20-30 and 30-40% shade was 34.3 and 66.9%, respectively, while for Anjasmara variety was 61.8 and 74.8%.

The number of filled pods per plant in the shade-free environment in Dena 1 and Anjasmara varieties was 59.0 and 61.5 pods, respectively, while in the shaded environment the average was 35.58 pods and 30.17 pods (Table 2). The number of filled pods in plants in the

shaded environment is less, which is reduced by about 40-50 percent and this situation occurs because the generative phase lacks light, which is the most sensitive phase to shade (Mathew et al. 2000) so that the pods fall easily (Jiang and Egli 1993). (Sundari and Susanto 2015) reported that up to 75% shade intensity increased plant height and specific leaf area, but reduced leaf number and area, light absorption rate, photosynthesis rate, leaf chlorophyll index, the number of filled pods, and seed weight per soybean plant. . With the presence of shade, stem diameter, total biomass, leaf area, the number of internodes on the main stem, and the number of branches all decreased (Wu et al. 2017).

The number of filled pods decreased with increasing shade stress (Table 2), which is similar to the study (Da-yong et al. 2012). The number of filled pods decreased by about 50% at 50% shade stress and even decreased by about 75% at 75% shade stress. A decrease in the number of filled pods can be caused by a lack of light for photosynthesis so that flowering and pod-forming plants easily fall off (Jiang and Egli 1993). It seems that Dena 1 variety has relatively little effect on pod number reduction compared to the Anjasmara variety.

One important effect of shade stress is a reduction in net photosynthesis (Liu et al. 2018). Shade on soybean plants results in taller stems, expanded leaves, reduced number of pods, reduced seed yields, and late ripening of pods (Susanto and Sundari 2011), other studies have shown that lack of light results in the reduced number of pods formed (Kurosaki and Yumoto 2003). Plant growth can be increased by increasing the efficiency of light-harvesting in shade conditions (Sundari and Susanto 2015) while Alridiwirah et al. (2018), states that total chlorophyll, the highest was found on 50% shade intensity, the number of tillers, the highest was found on no shade intensity. Chlorophyll a and b play a role in the photosynthesis process of plants. Chlorophyll b functions as a photosynthetic antenna that collects light. The increase in chlorophyll b content in shaded conditions is related to an increase in chlorophyll protein so that it will increase the efficiency of the photosynthetic antenna function in Light-Harvesting Complex II (LHC II). The low radiation adaptation of the plant is also characterized by an enlarged antenna for photosystem II. Enlarging the antenna for photosystem II will increase the efficiency of light-harvesting (Hidema et al. 1992). Chlorophyll b functions as an antenna that collects light and then transfers it to the reaction center. The reaction center is composed of

chlorophyll a. Light energy will be converted into chemical energy at the reaction center which can then be used for the reduction process in photosynthesis (Djukri and Purwoko, 2003).

Weight of dry pods

The weight of dry pods was influenced by the interaction between varieties and shade levels (Table 1). The highest dry pod weight was achieved by Dena I variety without shade, which was no different from the Anjasmara variety. The lowest dry pod weight for Anjasmara variety with 30-40% shade but not different from Dena I variety at the same shade level (Table 2). The weight reduction of dry pods in the shaded environment in Dena 1 and Anjasmara varieties was 55 and 59%, respectively.

The reduction in weight of dry pods in both Dena I and Anjasmara varieties was started at 10-20% shade. At 20-30% shade levels, both Dena 1 and Anjasmara varieties reduced the weight of dry pods by more than 50%.

The weight of dry pods in the shade-free environment for Dena 1 and Anjasmara varieties was 19.16 and 17.51 g, respectively, while in the shaded environment the average was 8.69 and 7.19 g (Table 2). The reduction in weight of dry pods in shaded plants was due to the photosynthesis process that did not run perfectly so that the net result of photosynthesis was not optimal. This is following the opinion of Khalid et al. (2019) that the presence of shade will reduce the activity of chlorophyll and photosynthesis. Light, temperature, humidity, etc. are important factors that affect the growth process of plants. Light is not only a major participant in plant photosynthesis, but also affects the relative content and quality of various macromolecules in plants through the formation and transport of photosynthetic products (Goto, Yamamoto, and Watanabe 1993), (Ohashi-Kaneko et al. 2006).

Zhang et al. (2016) added that in the soybean plant, short-term shading can reduce photosynthesis, leaf temperature, stomatal conductance, transpiration, and water use efficiency and increase intercellular CO₂ partial pressure, which leads to carbon gain and water loss. Soybean is an important legume crop that shows sensitivity to shade, if it gets shade the stems will elongate excessively, leading to falling apart and decreased yields (Lyu et al. 2021). Meanwhile, Kuswantoro and Maghfiro (2005) stated that providing shade at various growth

stages had a significant effect on the number of flowers, number of pods, number of filled pods per plant, the weight of 100 seeds, and yield of dry soybean seeds.

In the relay strip corn-soybean intercropping system, the reduction in soybean photosynthesis was due to the adjustment of the leaf structure to capture light, and the effect of stomata characteristics on CO₂ absorption and translocation. Different shade-tolerant soybean varieties have significant differences in responding to different degrees of shade. Shade-tolerant varieties have advantages in the arrangement of leaf structure and stomata characteristics, which are more conducive to the progress of photosynthesis. Therefore, shade-resistant varieties show higher photosynthetic capacity and PSII activity, and biomass accumulation than shade sensitive varieties under shade conditions (Fan et al. 2020)

Weight of 100 seeds

The weight of 100 seeds was influenced by the interaction between the varieties and the level of shade (Table 1). The highest weight of 100 seeds was Dena 1 variety without shade and did not differ from 10-20% shade, Anjasmara variety without shade, 20-30, and 30-40% shade (Table 2). The lowest seed weight of the Anjasmara variety was 10-20% shade and did not differ from the Dena 1 variety with 20-30 and 30-40% shade.

The results of this study indicated that the weight of 100 seeds was less affected by the level of shade, but more dominantly influenced by the character of a variety. It is proven that the Anjasmara variety in shaded conditions (30-40%) soybean plants can still carry out the photosynthesis process and produce seeds with seed sizes that match their genetic characters, but in Dena 1 variety, 20-30% shade has experienced a weight loss of 100. seed. This is by the opinion of Tang et al. (2010) stated that shade treatment caused a decrease in seed yield but had no effect on seed size. The weight of 100 seeds represents the size of a seed. The weight of 100 seeds is influenced by genetic characteristics of each variety but also influenced by environmental factors including light intensity. The seed size of each genotype or variety gave different responses due to different light intensity treatments

Added by Ali et al. (2010) stated that soybean plants that grow in a shaded environment will decrease photosynthetic activity, so that the allocation of photosynthate to the reproductive organs is reduced, of course, this will result in a reduced number of pods, small seed size, and

reduced seed yield. The light intensity of 60 or 40% shade can cause a decrease in soybean seed yields by up to 32% (Sundari and Susanto 2015). Kuswanto and Maghfiro (2005) state that the length of shading during the growth of soybeans is approximately 84 days, from the vegetative phase to harvest, which will cause the allocation of photosynthate products not only for seed formation but also for the formation and development of other morphology. persist in gripping conditions.

Weight of seed

Based on the analysis of variance, there was an interaction between varieties and shade levels on seed weight ha^{-1} (Table 1). The highest seed weight ha^{-1} was in the Dena 1 variety without shade and was not different from the Anjasmara variety without shade. The lowest seed weight ha^{-1} of Anjasmara variety with 30-40% shade level, which was not different from 20-30% shade, and Dena 1 variety with 30-40% shade (Table 2).

Seed weight ha^{-1} in the shadeless environment for Dena 1 and Anjasmara varieties were 1692 and 1575 g, respectively, while in the shaded environment the average was 1196 grams and 963 g (Table 2). If it is broken down into different levels of shade, the decrease in yield ha^{-1} of Dena variety is 10-20, 20-30, and 30-40%, respectively 22, 14, and 50%, while the Anjasmara variety is 9, 49, and 59%.

The shade will reduce the seed weight ha^{-1} because the soybean crop lacks light. The function of light is for the photosynthesis process. As the shade increases, the rate of photosynthesis will decrease. Sundari and Susanto (2015) reported that up to 75% shade intensity increased plant height and specific leaf area, but reduced leaf number and area, light absorption rate, photosynthesis rate, leaf chlorophyll index, number of filled pods, and seed weight per soybean plant. Each plant genotype has a different tolerance to shade stress. Plants that are adaptive to low radiation experience an increase in leaf area ratio, stem leaf ratio, stem length, and decrease in leaf thickness (Haque et al. 2009). Susanto and Sundari (2011) reported that the growth and yield of soybean was influenced by the interaction of soybean genotypes with the environment

The light environment is one of the most critical environmental factors affecting plant growth and development (Gao et al. 2020). Shading not only causes changes in light intensity,

but also causes changes in environmental factors such as light quality, air humidity, CO₂ concentration, and soil temperature (Shi et al. 2015). Reduction of absorbed light results in a reduction in photosynthetic activity so that the allocation of photosynthate to the reproductive organs is reduced. (Pekşen 2007) and as a result, seed yields decreased. Moula (2009) added to rice plants that the shaded and unshaded rice yields were 0.76 and 2.21 tons ha⁻¹ respectively for the KazolShail variety and BRRI. -32 1.83 and 3.63 tons ha⁻¹.

Regarding variety, Chen et al. (2019), said that varieties had a significant effect on yield and each component factor, and light had a significant effect on spikelet filling, 1000 grain weight, and yield. Shading caused a significant reduction in the weight of 1000 grains and spikelet filling, which in turn led to a decrease in yield from 15.3 to 20.0%. The yield reduction using shade black nylon net is higher than under shading white cotton yarn.

In intercropping soybeans with maize, the yields of soybean with one row of corn and one row of soybeans, and two rows of soybeans planted in rows 40 cm wide were 54.69 and 16.83% lower than the single row of soybeans, respectively. These findings suggest that soybean plants can regulate the morphological characteristics and anatomical structure of leaves under different light environments (Yang et al. 2018)

CONCLUSION

The research results and the discussion above could be taken as follows. Shade decreased the number of filled pods, the weight of dry pods, the weight of 100 seeds, and the yield ha⁻¹ of soybean varieties. The decrease in seed yield ha⁻¹ of Devon 1 variety at 10-20, 20-30, and 30-40% shade was 22, 14, and 50%, respectively, while the Anjasmara variety was 9, 49, and 59%.

ACKNOWLEDGEMENTS

We would like to thank the leadership of Public Company Perhutani Forest Management Unit Semarang at Grobogan, Central Java, Indonesia for permitting us to research their land

REFERENCES

Ali, M., M. Hussain, M. I. Khan, Z. Ali, M. Zulkiffal, J. Anwar, W. Sabir, and M. Zeeshan. (2010). Source-Sink Relationship between Photosynthetic Organs and Grain Yield Attributes during Grain Filling Stage in Spring Wheat (*Triticum Aestivum*). *International Journal of Agriculture and Biology* 12(4):509–15.

- Alridiwirah, E. M. Harahap, E. N. Akoeb, and H. Hanum. (2018). Growth and Production of New Superior Rice Varieties in the Shade Intensity. in IOP Conference Series: Earth and Environmental Science. Vol. 122.
- B.Y. Su;, Y. X. Song;, C. Song;, L. Cui;, T. W. Yong;, and W. Y. Yang. (2014). Growth and Photosynthetic Responses of Soybean Seedlings to Maize Shading in Relay Intercropping System in Southwest China.PHOTOSYNTHETICA 5 52(10):1–9.
- Chen, H., Q. P. Li, Y. L. Zeng, F. Deng, and W. J. Ren. (2019). Effect of Different Shading Materials on Grain Yield and Quality of Rice.Scientific Reports 9(1):1–10.
- Da-yong, Li, Zhang Zhi-an, Zheng Dian-jun, Jiang Li-yan, and Wang Yuan-li. (2012). Comparison of Net Photosynthetic Rate in Leaves of Soybean with Different Yield Levels.Journal of Northeast Agricultural University (English Edition) 19(3):14–19.
- Dhariwal, H. S., M. Kawai, and H. Uchimiya. (1998). Genetic Engineering for Abiotic Stress Tolerance in Plants.Plant Biotechnology 15(1):1–10.
- Djukri, and B. S. Purwoko. (2003). Pengaruh Naungan Paranet Terhadap Sifat Toleransi Tanaman Talas (Colocasia Seeculenta(L.) Schoot).Ilmu Pertanian 10(2):17–25.
- Fan, Y., S. Li, M. A. Raza, Z. Wang, B. Wang, J. Zhang, X. Tan, T. Tan, L. Feng, X. Wu, Y. Fan, S. Li, M. A. Raza, Z. Wang, and B. Wang. (2020). Regulation Morphological and Architectural Acclimation of Soybean Seedlings to Shade Regulation Morphological and Architectural Acclimation of Soybean.Research 155:245–53.
- Gao, S., X. Liu, Y. Liu, B. Cao, Z. Chen, and K. Xu. (2020). Photosynthetic Characteristics and Chloroplast Ultrastructure of Welsh Onion (Allium Fistulosum L.) Grown under Different LED Wavelengths.BMC Plant Biology 20(1):1–12.
- Goto, N., K. T. Yamamoto, and M. Watanabe. (1993). Action Spectra for Inhibition of Hypocotyl Growth of Wild type Plants and the Hy2 Long hypocotyl Mutant of Arabidopsis Thaliana L.Photochemistry and Photobiology 57(5):867–71.
- Haque, M. M., Mi Hasanuzzaman, and M. L. Rahman. (2009). Effect of Light Intensity on the

- Morpho-Physiology and Yield of Bottle Gourd (*Lagenaria Vulgaris*). *Academic Journal of Plant Sciences* 2(3):158–61.
- Jiang, H., and D. B. Egli. (1993). Shade Induced Changes in Flower and Pod Number and Flower and Fruit Abscission in Soybean. *Agronomy Journal* 85(2):221–25.
- Khalid, Raza, Yu, Sun, Zhang, Lu, Si, Iqbal, Khan, Fu, and Li. (2019). Effect of Shade Treatment on Morphology, Photosynthetic and Chlorophyll Fluorescence Characteristics of Soybean (*Glycine Max L . Merr.*). 17(2):2551–69.
- Kisman, N. Khumaida, Trikoesoemaningtyas, Sobir, and D. Sopandie. (2007). Karakter Morfo-Fisiologi Daun, Penciri Adaptasi Kedelai Terhadap Intensitas Cahaya Rendah. *Bul. Agron* 35(2):96–102.
- Kurosaki, H., and S. Yumoto. (2003). Effects of Low Temperature and Shading during Flowering on the Yield Components in Soybeans. *Plant Production Science* 6(1):17–23.
- Kuswanto, H., and L. Maghfiro. (2005). Respons Beberapa Genotipe Kedelai Terhadap Naungan. Pp. 58–65 in *Prosiding Seminar Hasil Penelitian Tanaman Aneka Kacang dan Umbi*.
- Liu, X., T. Rahman, C. Song, F. Yang, B. Su, and L. Cui. (2018). Field Crops Research Relationships among Light Distribution, Radiation Use e Ffi Ciency and Land Equivalent Ratio in Maize-Soybean Strip Intercropping. *Field Crops Research* 224(July 2017):91–101.
- Lyu, X., Q. Cheng, C. Qin, Y. Li, X. Xu, R. Ji, R. Mu, H. Li, T. Zhao, J. Liu, Y. Zhou, H. Li, G. Yang, Q. Chen, and B. Liu. (2021). GmCRY1s Modulate Gibberellin Metabolism to Regulate Soybean Shade Avoidance in Response to Reduced Blue Light. *Molecular Plant* 14(2):298–314.
- Mathew, J. P., S. J. Herbert, S. Zhang, A. A. F. Rautenkranz, and G. V. Litchfield. (2000). “Differential Response of Soybean Yield Components to the Timing of Light Enrichment.” *Agronomy Journal* 92(6):1156–61.

- Moula, Golam. (2009). Effect of Shade on Yield of Rice Crops. *Pakistan J. Agric. Res.* Vol 22 (1-2) (September):24–27.
- Ohashi-Kaneko, K., R. Matsuda, E. Goto, K. Fujiwara, and K. Kurata. (2006). Growth of Rice Plants under Red Light with or without Supplemental Blue Light. *Soil Science and Plant Nutrition* 52(4):444–52.
- Pekşen, E. (2007). Dynamics of Flower Appearance, Flowering, Pod and Seed Setting Performance and Their Relations to Seed Yield in Common Bean (*Phaseolus vulgaris* L.). *Pakistan Journal of Botany* 39(2):485–96.
- Rahmanda, R., T. Sumarni, and S. Y. Tyasmoro. (2017). Respon Dua Varietas Kedelai (*Glycine Max* (L.) Merr) Terhadap Perbedaan Intensitas Cahaya Pada Sistem Agroforestry Berbasis Sengon. *Jurnal Produksi Tanaman* 5(9):1561–1569.
- Shi, W., X. Yin, P.C. Struik, F. Xie, R. C. Schmidt, and K. S. V. Jagadish. (2015). Grain Yield and Quality Responses of Tropical Hybrid Rice to High Night-Time Temperature. *Field Crops Research* 190:18–25.
- Steppuhn, H., M. Th Van Genuchten, and C. M. Grieve. (2005). Root-Zone Salinity: I. Selecting a Product-Yield Index and Response Function for Crop Tolerance. *Crop Science* 45(1):209–20.
- Sulistiyono, E., M. .. Chozin, and F. Rezkiyanti. (2002). Uji Potensi Hasil Beberapa Galur Padi Gogo Pada Beberapa Tingkat Naungan. *Bul. Agron* 30(1):1–5.
- Sundari, T., and G. W. A. Susanto. (2015). Pertumbuhan Dan Hasil Biji Genotipe Kedelai Di Berbagai Intensitas Naungan Growth and Seed Yield of Soybean Genotypes at Different Shade Intensities. *Penelitian Pertanian Tanaman Pangan* 34(3):203–18.
- Susanto, G., and T. Sundari. (2011). Perubahan Karakter Agronomi Aksesori Plasma Nutfah Kedelai Di Lingkungan Ternaungi. *Jurnal Agronomi Indonesia (Indonesian Journal of Agronomy)* 39(1):1–6.
- Tang, Y., J. Liu, B. Liu, X. M. Li, J. Li, and H. X. Li. (2010). Endogenous Hormone

Concentrations in Explants and Calluses of Bitter Melon (*Momordica Charantia* L.).*Interciencia* 35(9):680–83.

Wu, Y., W. Gong, F. Yang, X. Wang, T. Yong, and W. Yang. (2016). Responses to Shade and Subsequent Recovery of Soya Bean in Maize-Soya Bean Relay Strip Intercropping.*Plant Production Science* 19(2):206–14.

Wu, Yu Shan, Feng Yang, Wan Zhuo Gong, Shoaib Ahmed, Yuan Fang Fan, Xiao Ling Wu, Tai Wen Yong, Wei Guo Liu, Kai Shu, Jiang Liu, Jun Bo Du, And Wen Yu Yang. (2017). Shade Adaptive Response and Yield Analysis of Different Soybean Genotypes in Relay Intercropping Systems.*Journal of Integrative Agriculture* 16(6):1331–40.

Wu, Yushan, Wanzhuo Gong, Yangmei Wang, Taiwen Yong, Feng Yang, Weigui Liu, Xiaoling Wu, Junbo Du, Kai Shu, Jiang Liu, Chunyan Liu, and Wenyu Yang. (2018). Leaf Area and Photosynthesis of Newly Emerged Trifoliolate Leaves Are Regulated by Mature Leaves in Soybean. *Journal of Plant Research* 131(4):671–80.

Yang, F., L. Feng, Q. Liu, X. Wu, Y. Fan, M. A. Raza, Y. Cheng, J. Chen, X. Wang, T. Yong, W. Liu, J. Liu, J. Du, K. Shu, and W. Yang. (2018). Effect of Interactions between Light Intensity and Red-to- Far-Red Ratio on the Photosynthesis of Soybean Leaves under Shade Condition.*Environmental and Experimental Botany* 150(March):79–87.

Yao, X., C. Li, S. Li, Q. Zhu, H. Zhang, H. Wang, C. Yu, S. K. St. Martin, and F. Xie. (2017). Effect of Shade on Leaf Photosynthetic Capacity, Light-Intercepting, Electron Transfer, and Energy Distribution of Soybeans.*Plant Growth Regulation* 83(3):409–16.

Zhang, J., J. Liu, C. Yang, S. Du, and W. Yang. (2016). Photosynthetic Performance of Soybean Plants to Water de Fi Cit under High and Low Light Intensity.*South African Journal of Botany* 105:279–87.

Table 1. Analysis of variance all parameters

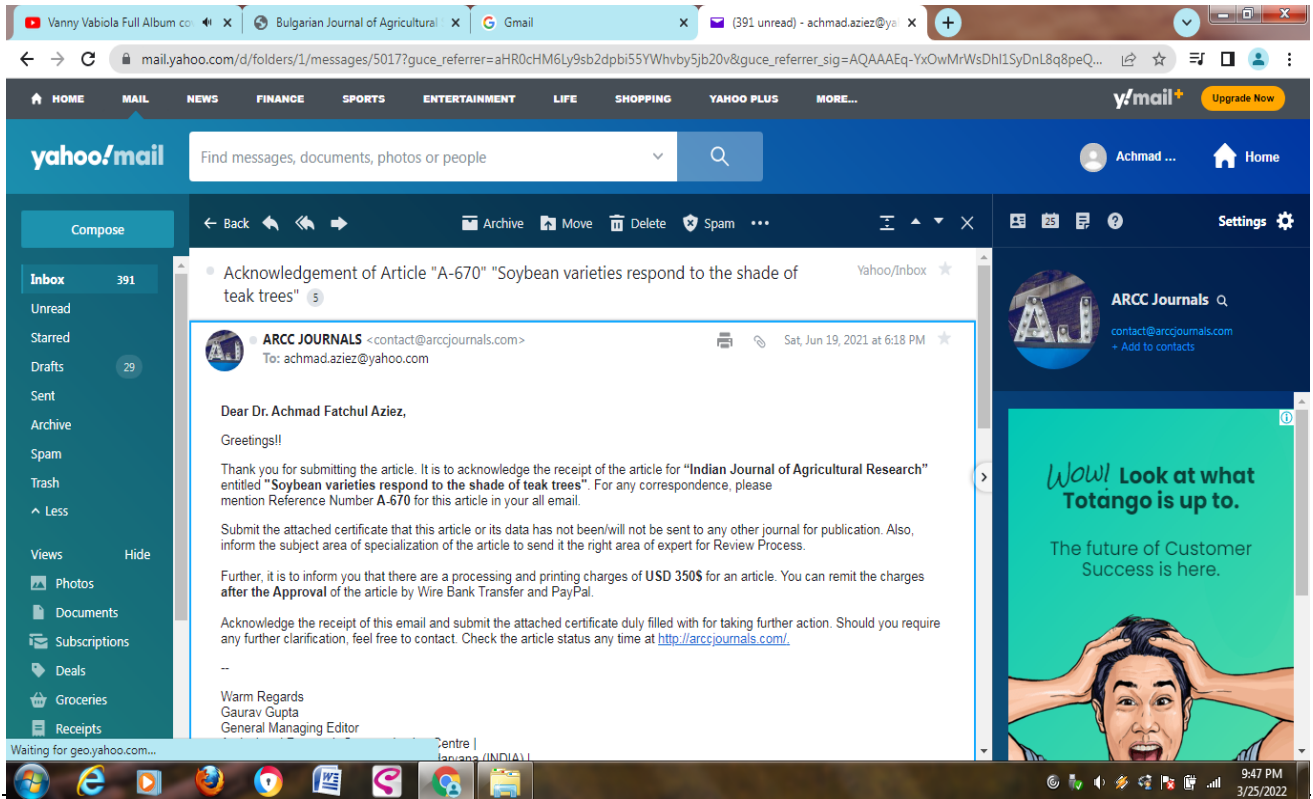
	Number of filled pods	Weight of dry pods	Weight of 100 seeds	Weight of seed ha ⁻¹
Variety	0.76 ns	5.86 *	0.05 ns	9.00 **
Shading	23.43 **	89.11 **	2.03 ns	31.33 **
Variety × shading	10.86 **	40.29 **	6.32 **	40.19 **
CV (%)	27.82	16.89	4.56	10.29

Table 2. Interactions of varieties and shading to the number of filled pods, the weight of dry pods, weight of 100 seeds, and weight of seeds ha⁻¹

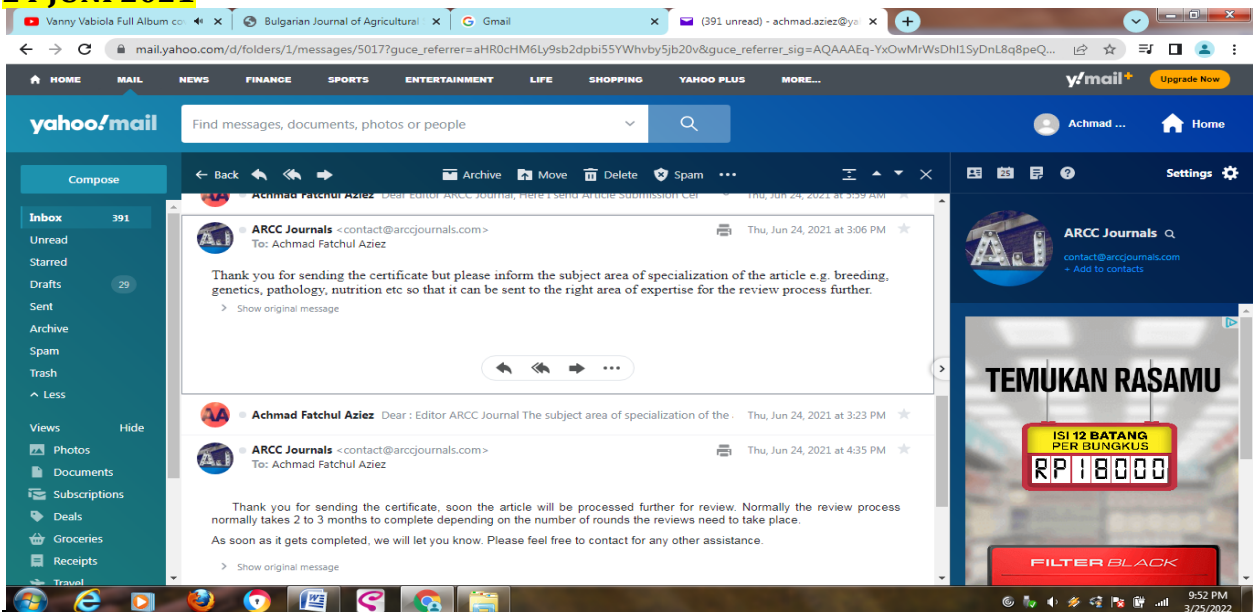
Variety	Shading	Observation			
		Number of filled pods	Weight of dry pods (g)	Weight of 100 seeds (g)	Weight of seed ha ⁻¹ (g)
Dena 1	0	59.00 a	19.16 a	16.19 a	1692.00 a
	10-20	48.50 ab	11.40 b	16.06 a	1312.50 c
	20-30	38.75 bc	9.36 b	14.18 c	1446.50 bc
	30-40	19.50 d	5.30 cd	14.83 bc	830.75 d
Anjasmara	0	61.50 a	17.51 a	15.87 ab	1575.25 ab
	10-20	51.50 ab	11.78 b	14.04 c	1437.50 bc
	20-30	23.50 cd	6.55 c	15.60 ab	802.75 d
	30-40	15.50 d	3.23 d	16.08 a	651.00 d

19 JUNI 2021 :

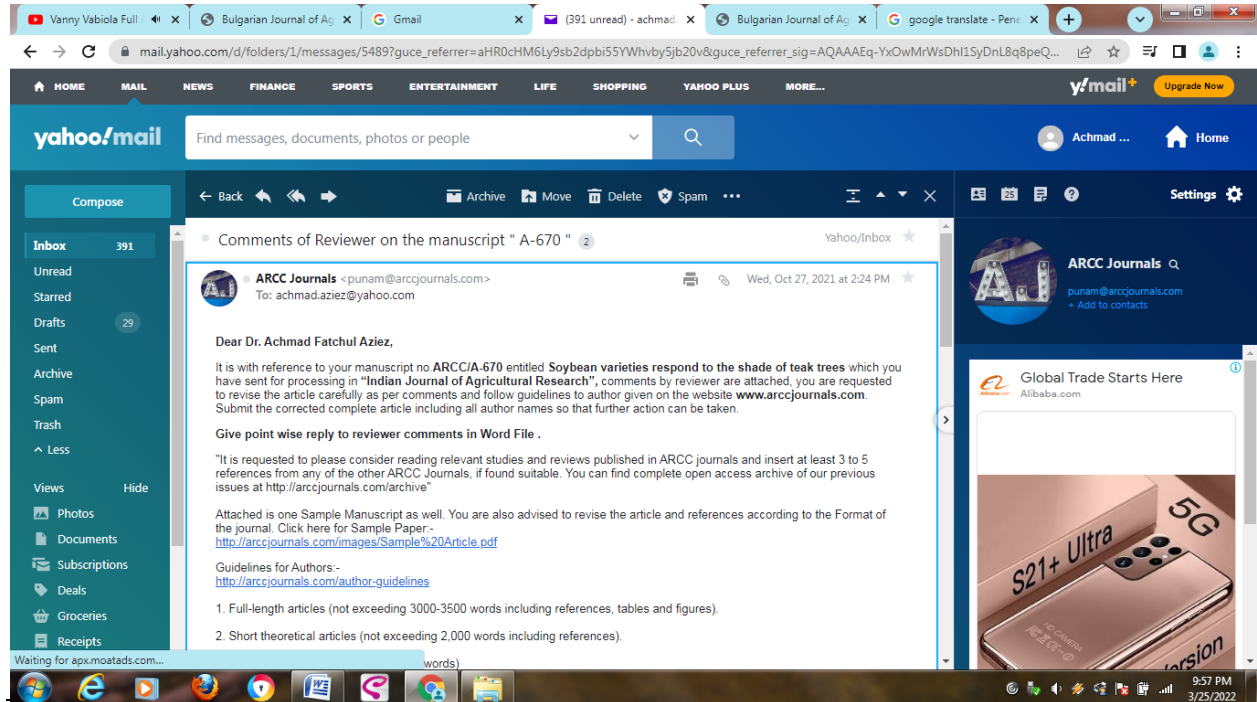
Acknowledgement of Article "A-670" "Soybean varieties respond to the shade of teak trees"



24 JUNI 2021



27 Oktober 2021



RETURN TO REVISION

A-670

Soybean varieties respond to the shade of teak trees

Abstract

Background:Light is one of the environmental factors that greatly affect the growth and yield of crops in general, including soybean plants. The purpose of this study was to determine the effect of shade on the yield and yield components of soybean.

Methods: The research method was a randomized complete block design (RCBD) with three replications. The first factor was the kind of variety which consisted of two levels, i.e., Dena I and Anjasmara. The second factor was the level of shading, which consisted of four levels, i.e., 0, 10-20, 20-30, and 30-40%.

Result:The results showed that shade decreased the number of filled pods, dry pod weight per plant, 100 seeds weight, and seed yield ha^{-1} . As the shade increases, the lower the yield and component of soybean yields increases. The decrease in seed yield ha^{-1} of Dena I variety at 10-20, 20-30, and 30-40% shade was 22, 14, and 50%, respectively, while the Anjasmara variety

was 9, 49, and 59%. Shade decreases yields and yield components of Dena I and Anjasmaravarieties. In the higher level of shade, the yield reduction will increase.

Keywords: response, shading, soybean, variety, yield

INTRODUCTION

Solar radiation is one of the most important abiotic factors for agricultural production (Liu et al. 2018). A slight increase or decrease in light intensity for most plants will cause large changes in the photosynthesis process (Wu et al. 2017). Light intensity affects important plant processes such as physiology, biochemistry, and cell division (Wu et al. 2018). Many processes in plants are disrupted by a decrease in light intensity which brings about dramatic developmental and physiological changes, leading to a rapid decline of these processes (Wu et al. 2016). Shades can affect the carbon balance of plants because the demand for carbohydrates (sugar) increases while production decreases: the rate of physiological processes increases while the yield of photosynthesis decreases (Yang et al. 2018)). Thus, tolerance to shade stress is reduced at low photosynthetic rates in C_3 plants (Su et al. 2014). In addition, the carbohydrate (sugar) pattern becomes an expensive process, as structural protein biosynthesis (especially chlorophyll protein) increases with increasing shade (Yang et al. 2018). The rate of photosynthesis is the main driver of plant carbon balance, optimal and sustainable light availability should also be considered to study the response of plants to shade stress.

~~The reduction in photosynthesis occurs from two main mechanisms: (1) decreased diffusion of CO₂ into leaves, due to decreased intercellular CO₂ and stomatal conductance, and (2) inhibition of metabolic potential for photosynthesis by inhibiting leaf growth and enlargement by controlling cell proliferation (Wu et al. 2017, 2018). Shade at the vegetative stage greatly disrupts soybean photosynthesis by blocking energy transport from photosystem II to photosystem I, decreasing the rate of electron transport and reducing the amount or activity of Rubisco (Yao et al. 2017). No need, when there is no experiment on this aspects.~~

The response of plants to a shaded environment is determined by their tolerance to reduced light intensity. One of the effects of shade on plant morphology is that the plant stems become taller because the plant stems are etiolated (Dhariwal et al. 1998). This morphological condition causes the plants to fall easily so that they can reduce the yield of seeds. The shade of 50% during growth resulted in a decrease in soybean seed yields of between 37 and 74%

(Steppuhn et al. 2005), and in rice resulted in a decrease in the yield of more than 55% (Sulistiyono et al. 2002). Another effect of shade on plant morphology is an increase in leaf area (Kisman et al. 2007) which aims to make light absorption more efficient so that the photosynthesis process can run normally (Djukri and Purwoko 2003). In the reproductive phase of some soybean varieties, shade stress causes a faster flowering and harvesting age than in an unshaded environment (Rahmanda et al. 2017).

By the research of Susanto and Sundari (2011), light reception by soybean plants is different in each environment. The yield of soybean seeds under the shade of maize, cassava, black paranet, and optimal environment were 0.35, 0.36, 1.33, and 2.13 tons ha⁻¹, respectively. Sundari and Susanto (2015) reported that up to 75% shade intensity increased plant height and specific leaf area, but reduced leaf number and area, light absorption rate, photosynthesis rate, leaf chlorophyll index, number of filled pods, and seed weight per soybean plant. Each plant genotype has a different tolerance to shade stress. Plants that are adaptive to low radiation have increased leaf area ratios, stem leaf ratios, stem lengths, and decreased leaf thickness (Haque et al. 2009). Based on the literature review above, the purpose of this study was to examine changes in yields of soybean varieties in a shaded environment.

MATERIALS AND METHODS

Study site

This research was carried out from November 2019 to February 2020 at Public Company Perhutani Forest Management Unit Semarang at Grobogan, Central Java, Indonesia with limestone Margalite soil with chemical composition: N total, P available, K available 0.15% (low), 8.10 (medium), and 0.79 me 100 g⁻¹ (high), respectively. A geographical position was between 110° 15'-111° 25' east longitude and between 7°1' - 7°30' south latitude with a height of 79 m above sea level (ASL), and the average rainfall is 201 mm month⁻¹.

Experiment design

The experimental design used in this research was a completely randomized block design (RCBD) with four replications. The first factor was a variety, which consisted of two levels, i.e., Dena I and Anjasmara. The second factor was shading which consisted of four levels, i.e., 0; 10-20; 20-30; and 30-40%.

Research procedures

Soil tillage was done by plowing, then manure was a dose of 2 tons ha⁻¹. The plots were made in a size of 3.0 m x 3.0 m. The need for manure plot⁻¹ was 1.92 kg, Seeding was done by sowing the soybean seeds on the prepared planting media. Soybean seedlings were planted at a spacing of 40 cm x 15 cm. Phonskafertilizers were given according to the treatment, namely the first stage at 14 days and the second at 30 days after planting (DAP). Leaves fertilizer at a dosage of 75 kg ha⁻¹ was given simultaneously at the age of 30 DAP in all plots. Irrigation cannot be done and only rely on rainwater. Plant maintenance carried out included transplanting at the age of 7 DAP and weed control at 14 DAP.

Parameters observed

The parameters observed were the number of filled pods, the weight of dry pods, the weight of 100 seeds, and the weight of seeds ha⁻¹.

Statistical analysis

The data of observations were analyzed using analysis of variance (ANOVA) at 5% significant levels. The treatment means were compared using Duncan's new multiple range test (DMRT) at 5% significant levels.

RESULT AND DISCUSSION

Analysis of variance (Table 1) showed that there was an interaction between varieties and shade on the number of filled pods, dry pod weight, the weight of 100 seeds, and seed weight ha^{-1}

Number of filled pods

Based on the analysis of variance (Table 1) in the number of filled pods there was an interaction between varieties and levels of shade. The highest number of filled pods was Anjasmara variety without shade that did not differ with 10-20% shade, Dena I variety without shade, or 10-20% shade. The minimum number of filled pods was Anjasmara variety with 30-40% shade which was not different from Dena 1 variety at 30-40% shade (Table 2).

Shade levels of 10-20% in varieties Dena 1 and Anjasmara have not caused a decrease in the number of filled pods, but starting at 20-30% shade levels, there is a decrease in the number of filled pods. The increasing the shade, the decrease in the number of filled pods will increase. The decrease in the number of filled pods of Dena I variety at 20-30 and 30-40% shade was 34.3 and 66.9%, respectively, while for Anjasmara variety was 61.8 and 74.8%.

The number of filled pods per plant in the shade-free environment in Dena 1 and Anjasmara varieties was 59.0 and 61.5 pods, respectively, while in the shaded environment the average was 35.58 pods and 30.17 pods (Table 2). The number of filled pods in plants in the shaded environment is less, which is reduced by about 40-50 percent and this situation occurs because the generative phase lacks light, which is the most sensitive phase to shade (Mathew et al. 2000) so that the pods fall easily Jiang and Egli 1993). (Sundari and Susanto 2015)) reported that up to 75% shade intensity increased plant height and specific leaf area, but reduced leaf number and area, light absorption rate, photosynthesis rate, leaf chlorophyll index, the number of filled pods, and seed weight per soybean plant. . With the presence of shade, stem diameter, total biomass, leaf area, the number of internodes on the main stem, and the number of branches all decreased (Wu et al. 2017).

The number of filled pods decreased with increasing shade stress (Table 2), which is similar to the study (Da-yong et al. 2012). The number of filled pods decreased by about 50% at 50% shade stress and even decreased by about 75% at 75% shade stress. A decrease in the

number of filled pods can be caused by a lack of light for photosynthesis so that flowering and pod-forming plants easily fall off (Jiang and Egli 1993). It seems that Dena 1 variety has relatively little effect on pod number reduction compared to the Anjasmara variety.

One important effect of shade stress is a reduction in net photosynthesis (Liu et al. 2018). Shade on soybean plants results in taller stems, expanded leaves, reduced number of pods, reduced seed yields, and late ripening of pods (Susanto and Sundari 2011), other studies have shown that lack of light results in the reduced number of pods formed (Kurosaki and Yumoto 2003). Plant growth can be increased by increasing the efficiency of light-harvesting in shade conditions (Sundari and Susanto 2015) while Alridiwirsah et al. (2018), states that total chlorophyll, the highest was found on 50% shade intensity, the number of tillers, the highest was found on no shade intensity. Chlorophyll a and b play a role in the photosynthesis process of plants. Chlorophyll b functions as a photosynthetic antenna that collects light. The increase in chlorophyll b content in shaded conditions is related to an increase in chlorophyll protein so that it will increase the efficiency of the photosynthetic antenna function in Light-Harvesting Complex II (LHC II). The low radiation adaptation of the plant is also characterized by an enlarged antenna for photosystem II. Enlarging the antenna for photosystem II will increase the efficiency of light-harvesting (Hidema et al. 1992). Chlorophyll b functions as an antenna that collects light and then transfers it to the reaction center. The reaction center is composed of chlorophyll a. Light energy will be converted into chemical energy at the reaction center which can then be used for the reduction process in photosynthesis (Djukri and Purwoko, 2003).

Weight of dry pods

The weight of dry pods was influenced by the interaction between varieties and shade levels (Table 1). The highest dry pod weight was achieved by Dena I variety without shade, which was no different from the Anjasmara variety. The lowest dry pod weight for Anjasmara variety with 30-40% shade but not different from Dena I variety at the same shade level (Table 2). The weight reduction of dry pods in the shaded environment in Dena 1 and Anjasmara varieties was 55 and 59%, respectively.

The reduction in weight of dry pods in both Dena I and Anjasmara varieties was started at 10-20% shade. At 20-30% shade levels, both Dena 1 and Anjasmara varieties reduced the weight of dry pods by more than 50%.

The weight of dry pods in the shade-free environment for Dena 1 and Anjasmara varieties was 19.16 and 17.51 g, respectively, while in the shaded environment the average was 8.69 and 7.19 g (Table 2). The reduction in weight of dry pods in shaded plants was due to the photosynthesis process that did not run perfectly so that the net result of photosynthesis was not optimal. This is following the opinion of Khalid et al. (2019) that the presence of shade will reduce the activity of chlorophyll and photosynthesis. Light, temperature, humidity, etc. are important factors that affect the growth process of plants. Light is not only a major participant in plant photosynthesis, but also affects the relative content and quality of various macromolecules in plants through the formation and transport of photosynthetic products (Goto, Yamamoto, and Watanabe 1993), (Ohashi-Kaneko et al. 2006).

Zhang et al. (2016) added that in the soybean plant, short-term shading can reduce photosynthesis, leaf temperature, stomatal conductance, transpiration, and water use efficiency and increase intercellular CO₂ partial pressure, which leads to carbon gain and water loss. Soybean is an important legume crop that shows sensitivity to shade, if it gets shade the stems will elongate excessively, leading to falling apart and decreased yields (Lyu et al. 2021). Meanwhile, Kuswanto and Maghfiro (2005) stated that providing shade at various growth stages had a significant effect on the number of flowers, number of pods, number of filled pods per plant, the weight of 100 seeds, and yield of dry soybean seeds.

In the relay strip corn-soybean intercropping system, the reduction in soybean photosynthesis was due to the adjustment of the leaf structure to capture light, and the effect of stomata characteristics on CO₂ absorption and translocation. Different shade-tolerant soybean varieties have significant differences in responding to different degrees of shade. Shade-tolerant varieties have advantages in the arrangement of leaf structure and stomata characteristics, which are more conducive to the progress of photosynthesis. Therefore, shade-resistant varieties show higher photosynthetic capacity and PSII activity, and biomass accumulation than shade sensitive varieties under shade conditions (Fan et al. 2020)

Weight of 100 seeds

The weight of 100 seeds was influenced by the interaction between the varieties and the level of shade (Table 1). The highest weight of 100 seeds was Dena 1 variety without shade and did not differ from 10-20% shade, Anjasmara variety without shade, 20-30, and 30-40% shade

(Table 2). The lowest seed weight of the Anjasmara variety was 10-20% shade and did not differ from the Dena 1 variety with 20-30 and 30-40% shade.

The results of this study indicated that the weight of 100 seeds was less affected by the level of shade, but more dominantly influenced by the character of a variety. It is proven that the Anjasmara variety in shaded conditions (30-40%) soybean plants can still carry out the photosynthesis process and produce seeds with seed sizes that match their genetic characters, but in Dena 1 variety, 20-30% shade has experienced a weight loss of 100. seed. This is by the opinion of Tang et al. (2010) stated that shade treatment caused a decrease in seed yield but had no effect on seed size. The weight of 100 seeds represents the size of a seed. The weight of 100 seeds is influenced by genetic characteristics of each variety but also influenced by environmental factors including light intensity. The seed size of each genotype or variety gave different responses due to different light intensity treatments

Added by Ali et al. (2010) stated that soybean plants that grow in a shaded environment will decrease photosynthetic activity, so that the allocation of photosynthate to the reproductive organs is reduced, of course, this will result in a reduced number of pods, small seed size, and reduced seed yield. The light intensity of 60 or 40% shade can cause a decrease in soybean seed yields by up to 32% (Sundari and Susanto 2015). Kuswanto and Maghfiro (2005) state that the length of shading during the growth of soybeans is approximately 84 days, from the vegetative phase to harvest, which will cause the allocation of photosynthate products not only for seed formation but also for the formation and development of other morphology. persist in gripping conditions.

Weight of seed

Based on the analysis of variance, there was an interaction between varieties and shade levels on seed weight ha^{-1} (Table 1). The highest seed weight ha^{-1} was in the Dena 1 variety without shade and was not different from the Anjasmara variety without shade. The lowest seed weight ha^{-1} of Anjasmara variety with 30-40% shade level, which was not different from 20-30% shade, and Dena 1 variety with 30-40% shade (Table 2).

Seed weight ha^{-1} in the shadeless environment for Dena 1 and Anjasmara varieties were 1692 and 1575 g, respectively, while in the shaded environment the average was 1196 grams and

963 g (Table 2). If it is broken down into different levels of shade, the decrease in yield ha^{-1} of Dena variety is 10-20, 20-30, and 30-40%, respectively 22, 14, and 50%, while the Anjasmara variety is 9, 49, and 59%.

The shade will reduce the seed weight ha^{-1} because the soybean crop lacks light. The function of light is for the photosynthesis process. As the shade increases, the rate of photosynthesis will decrease. Sundari and Susanto (2015) reported that up to 75% shade intensity increased plant height and specific leaf area, but reduced leaf number and area, light absorption rate, photosynthesis rate, leaf chlorophyll index, number of filled pods, and seed weight per soybean plant. Each plant genotype has a different tolerance to shade stress. Plants that are adaptive to low radiation experience an increase in leaf area ratio, stem leaf ratio, stem length, and decrease in leaf thickness (Haque et al. 2009). Susanto and Sundari (2011) reported that the growth and yield of soybean was influenced by the interaction of soybean genotypes with the environment

The light environment is one of the most critical environmental factors affecting plant growth and development (Gao et al. 2020). Shading not only causes changes in light intensity, but also causes changes in environmental factors such as light quality, air humidity, CO_2 concentration, and soil temperature (Shi et al. 2015). Reduction of absorbed light results in a reduction in photosynthetic activity so that the allocation of photosynthate to the reproductive organs is reduced. (Pekşen 2007) and as a result, seed yields decreased. Moula (2009) added to rice plants that the shaded and unshaded rice yields were 0.76 and 2.21 tons ha^{-1} respectively for the KazolShail variety and BRRI. -32 1.83 and 3.63 tons ha^{-1} .

Regarding variety, Chen et al. (2019), said that varieties had a significant effect on yield and each component factor, and light had a significant effect on spikelet filling, 1000 grain weight, and yield. Shading caused a significant reduction in the weight of 1000 grains and spikelet filling, which in turn led to a decrease in yield from 15.3 to 20.0%. The yield reduction using shade black nylon net is higher than under shading white cotton yarn.

In intercropping soybeans with maize, the yields of soybean with one row of corn and one row of soybeans, and two rows of soybeans planted in rows 40 cm wide were 54.69 and 16.83% lower than the single row of soybeans, respectively. These findings suggest that soybean

plants can regulate the morphological characteristics and anatomical structure of leaves under different light environments (Yang et al. 2018)

CONCLUSION

The research results and the discussion above could be taken as follows. Shade decreased the number of filled pods, the weight of dry pods, the weight of 100 seeds, and the yield ha⁻¹ of soybean varieties. The decrease in seed yield ha⁻¹ of Devon 1 variety at 10-20, 20-30, and 30-40% shade was 22, 14, and 50%, respectively, while the Anjasmara variety was 9, 49, and 59%.

ACKNOWLEDGEMENTS

We would like to thank the leadership of Public Company Perhutani Forest Management Unit Semarang at Grobogan, Central Java, Indonesia for permitting us to research their land

REFERENCES

- Ali, M., M. Hussain, M. I. Khan, Z. Ali, M. Zulkiffal, J. Anwar, W. Sabir, and M. Zeeshan. (2010). Source-Sink Relationship between Photosynthetic Organs and Grain Yield Attributes during Grain Filling Stage in Spring Wheat (*Triticum Aestivum*). *International Journal of Agriculture and Biology* 12(4):509–15.
- Alridiwirah, E. M. Harahap, E. N. Akoeb, and H. Hanum. (2018). Growth and Production of New Superior Rice Varieties in the Shade Intensity. in *IOP Conference Series: Earth and Environmental Science*. Vol. 122.
- B.Y. Su, Y. X. Song, C. Song, L. Cui, T. W. Yong, and W. Y. Yang. (2014). Growth and Photosynthetic Responses of Soybean Seedlings to Maize Shading in Relay Intercropping System in Southwest China. *PHOTOSYNTHETICA* 52(10):1–9.
- Chen, H., Q. P. Li, Y. L. Zeng, F. Deng, and W. J. Ren. (2019). Effect of Different Shading Materials on Grain Yield and Quality of Rice. *Scientific Reports* 9(1):1–10.
- Da-yong, Li, Zhang Zhi-an, Zheng Dian-jun, Jiang Li-yan, and Wang Yuan-li. (2012). Comparison of Net Photosynthetic Rate in Leaves of Soybean with Different Yield Levels. *Journal of Northeast Agricultural University (English Edition)* 19(3):14–19.
- Dhariwal, H. S., M. Kawai, and H. Uchimiya. (1998). Genetic Engineering for Abiotic Stress

- Tolerance in Plants. *Plant Biotechnology* 15(1):1–10.
- Djukri, and B. S. Purwoko. (2003). Pengaruh Naungan Paranet Terhadap Sifat Toleraansi Tanaman Talas (*Colocasia Seeculenta* (L.) Schoot). *Ilmu Pertanian* 10(2):17–25.
- Fan, Y., S. Li, M. A. Raza, Z. Wang, B. Wang, J. Zhang, X. Tan, T. Tan, L. Feng, X. Wu, Y. Fan, S. Li, M. A. Raza, Z. Wang, and B. Wang. (2020). Regulation Morphological and Architectural Acclimation of Soybean Seedlings to Shade Regulation Morphological and Architectural Acclimation of Soybean. *Research* 155:245–53.
- Gao, S., X. Liu, Y. Liu, B. Cao, Z. Chen, and K. Xu. (2020). Photosynthetic Characteristics and Chloroplast Ultrastructure of Welsh Onion (*Allium Fistulosum* L.) Grown under Different LED Wavelengths. *BMC Plant Biology* 20(1):1–12.
- Goto, N., K. T. Yamamoto, and M. Watanabe. (1993). Action Spectra for Inhibition of Hypocotyl Growth of Wild type Plants and the Hy2 Long hypocotyl Mutant of *Arabidopsis Thaliana* L. *Photochemistry and Photobiology* 57(5):867–71.
- Haque, M. M., Mi Hasanuzzaman, and M. L. Rahman. (2009). Effect of Light Intensity on the Morpho-Physiology and Yield of Bottle Gourd (*Lagenaria Vulgaris*). *Academic Journal of Plant Sciences* 2(3):158–61.
- Jiang, H., and D. B. Egli. (1993). Shade Induced Changes in Flower and Pod Number and Flower and Fruit Abscission in Soybean. *Agronomy Journal* 85(2):221–25.
- Khalid, Raza, Yu, Sun, Zhang, Lu, Si, Iqbal, Khan, Fu, and Li. (2019). Effect of Shade Treatment on Morphology, Photosynthetic and Chlorophyll Fluorescence Characteristics of Soybean (*Glycine Max* L. Merr.). *17(2):2551–69*.
- Kisman, N. Khumaida, Trikoesoemaningtyas, Sobir, and D. Sopandie. (2007). Karakter Morfo-Fisiologi Daun, Penciri Adaptasi Kedelai Terhadap Intensitas Cahaya Rendah. *Bul. Agron* 35(2):96–102.
- Kurosaki, H., and S. Yumoto. (2003). Effects of Low Temperature and Shading during Flowering on the Yield Components in Soybeans. *Plant Production Science* 6(1):17–23.

- Kuswanto, H., and L. Maghfiro. (2005). Respons Beberapa Genotipe Kedelai Terhadap Naungan. Pp. 58–65 in Prosiding Seminar Hasil Penelitian Tanaman Aneka Kacang dan Umbi.
- Liu, X., T. Rahman, C. Song, F. Yang, B. Su, and L. Cui. (2018). Field Crops Research Relationships among Light Distribution, Radiation Use Efficiency and Land Equivalent Ratio in Maize-Soybean Strip Intercropping. *Field Crops Research* 224(July 2017):91–101.
- Lyu, X., Q. Cheng, C. Qin, Y. Li, X. Xu, R. Ji, R. Mu, H. Li, T. Zhao, J. Liu, Y. Zhou, H. Li, G. Yang, Q. Chen, and B. Liu. (2021). GmCRY1s Modulate Gibberellin Metabolism to Regulate Soybean Shade Avoidance in Response to Reduced Blue Light. *Molecular Plant* 14(2):298–314.
- Mathew, J. P., S. J. Herbert, S. Zhang, A. A. F. Rautenkranz, and G. V. Litchfield. (2000). “Differential Response of Soybean Yield Components to the Timing of Light Enrichment.” *Agronomy Journal* 92(6):1156–61.
- Moula, Golam. (2009). Effect of Shade on Yield of Rice Crops. *Pakistan J. Agric. Res.* Vol 22 (1-2) (September):24–27.
- Ohashi-Kaneko, K., R. Matsuda, E. Goto, K. Fujiwara, and K. Kurata. (2006). Growth of Rice Plants under Red Light with or without Supplemental Blue Light. *Soil Science and Plant Nutrition* 52(4):444–52.
- Pekşen, E. (2007). Dynamics of Flower Appearance, Flowering, Pod and Seed Setting Performance and Their Relations to Seed Yield in Common Bean (*Phaseolus vulgaris* L.). *Pakistan Journal of Botany* 39(2):485–96.
- Rahmanda, R., T. Sumarni, and S. Y. Tyasmoro. (2017). Respon Dua Varietas Kedelai (*Glycine Max* (L.) Merr) Terhadap Perbedaan Intensitas Cahaya Pada Sistem Agroforestry Berbasis Sengon. *Jurnal Produksi Tanaman* 5(9):1561–1569.
- Shi, W., X. Yin, P. C. Struik, F. Xie, R. C. Schmidt, and K. S. V. Jagadish. (2015). Grain Yield and Quality Responses of Tropical Hybrid Rice to High Night-Time Temperature. *Field Crops*

Research 190:18–25.

- Steppuhn, H., M. Th Van Genuchten, and C. M. Grieve. (2005). Root-Zone Salinity: I. Selecting a Product-Yield Index and Response Function for Crop Tolerance. *Crop Science* 45(1):209–20.
- Sulistiyono, E., M. .. Chozin, and F. Rezkiyanti. (2002). Uji Potensi Hasil Beberapa Galur Padi Gogo Pada Beberapa Tingkat Naungan. *Bul. Agron* 30(1):1–5.
- Sundari, T., and G. W. A. Susanto. (2015). Pertumbuhan Dan Hasil Biji Genotipe Kedelai Di Berbagai Intensitas Naungan Growth and Seed Yield of Soybean Genotypes at Different Shade Intensities. *Penelitian Pertanian Tanaman Pangan* 34(3):203–18.
- Susanto, G., and T. Sundari. (2011). Perubahan Karakter Agronomi Aksesori Plasma Nutfah Kedelai Di Lingkungan Ternaungi. *Jurnal Agronomi Indonesia (Indonesian Journal of Agronomy)* 39(1):1–6.
- Tang, Y., J. Liu, B. Liu, X. M. Li, J. Li, and H. X. Li. (2010). Endogenous Hormone Concentrations in Explants and Calluses of Bitter Melon (*Momordica Charantia* L.). *Interciencia* 35(9):680–83.
- Wu, Y., W. Gong, F. Yang, X. Wang, T. Yong, and W. Yang. (2016). Responses to Shade and Subsequent Recovery of Soya Bean in Maize-Soya Bean Relay Strip Intercropping. *Plant Production Science* 19(2):206–14.
- Wu, Yu Shan, Feng Yang, Wan Zhuo Gong, Shoaib Ahmed, Yuan Fang Fan, Xiao Ling Wu, Tai Wen Yong, Wei Guo Liu, Kai Shu, Jiang Liu, Jun Bo Du, And Wen Yu Yang. (2017). Shade Adaptive Response and Yield Analysis of Different Soybean Genotypes in Relay Intercropping Systems. *Journal of Integrative Agriculture* 16(6):1331–40.
- Wu, Yushan, Wanzhuo Gong, Yangmei Wang, Taiwen Yong, Feng Yang, Weigui Liu, Xiaoling Wu, Junbo Du, Kai Shu, Jiang Liu, Chunyan Liu, and Wenyu Yang. (2018). Leaf Area and Photosynthesis of Newly Emerged Trifoliolate Leaves Are Regulated by Mature Leaves in Soybean. *Journal of Plant Research* 131(4):671–80.

- Yang, F., L. Feng, Q. Liu, X. Wu, Y. Fan, M. A. Raza, Y. Cheng, J. Chen, X. Wang, T. Yong, W. Liu, J. Liu, J. Du, K. Shu, and W. Yang. (2018). Effect of Interactions between Light Intensity and Red-to- Far-Red Ratio on the Photosynthesis of Soybean Leaves under Shade Condition. *Environmental and Experimental Botany* 150(March):79–87.
- Yao, X., C. Li, S. Li, Q. Zhu, H. Zhang, H. Wang, C. Yu, S. K. St. Martin, and F. Xie. (2017). Effect of Shade on Leaf Photosynthetic Capacity, Light-Intercepting, Electron Transfer, and Energy Distribution of Soybeans. *Plant Growth Regulation* 83(3):409–16.
- Zhang, J., J. Liu, C. Yang, S. Du, and W. Yang. (2016). Photosynthetic Performance of Soybean Plants to Water de Fi Cit under High and Low Light Intensity. *South African Journal of Botany* 105:279–87.

Table 1. Analysis of variance all parameters

	Number of filled pods	Weight of dry pods	Weight of 100 seeds	Weight of seed ha ⁻¹
Variety	0.76 ns	5.86 *	0.05 ns	9.00 **
Shading	23.43 **	89.11**	2.03 ns	31.33 **
Variety × shading	10.86 **	40.29 **	6.32 **	40.19 **
CV (%)	27.82	16.89	4.56	10.29

Table 2. Interactions of varieties and shading to the number of filled pods, the weight of dry pods, weight of 100 seeds, and weight of seeds ha⁻¹

Variety	Shading	Observation			
		Number of filled pods	Weight of dry pods (g)	Weight of 100 seeds (g)	Weight of seed ha ⁻¹ (g)
Dena 1	0	59.00 a	19.16 a	16.19 a	1692.00 a
	10-20	48.50 ab	11.40 b	16.06 a	1312.50 c
	20-30	38.75 bc	9.36 b	14.18 c	1446.50 bc
	30-40	19.50 d	5.30 cd	14.83 bc	830.75 d
Anjasmara	0	61.50 a	17.51 a	15.87 ab	1575.25 ab
	10-20	51.50 ab	11.78 b	14.04 c	1437.50 bc
	20-30	23.50 cd	6.55 c	15.60 ab	802.75 d
	30-40	15.50 d	3.23 d	16.08 a	651.00 d

BUKTI REVIEW

TITLE OF MANUSCRIPT: Soybean varieties respond to the shade of teak trees

Article no: A-670

Reviewer Only

SECTION II: Comments per Section of Manuscript

General comment:	No new finding, may not be published or at the most – no full length paper.
Introduction:	Very poor
Methodology:	OK
Results:	OK
Discussion:	Average

SECTION II (Cont.)

Bibliography/References:	OK
Others:	
Decision:	May be published – short article or short note⁴

SECTION III - Please rate the following: (1 = Excellent) (2 = Good) (3 = Fair) (4 = poor)

Originality:	4
Contribution To The Field:	4
Technical Quality:	4
Clarity Of Presentation :	2
Depth Of Research:	4

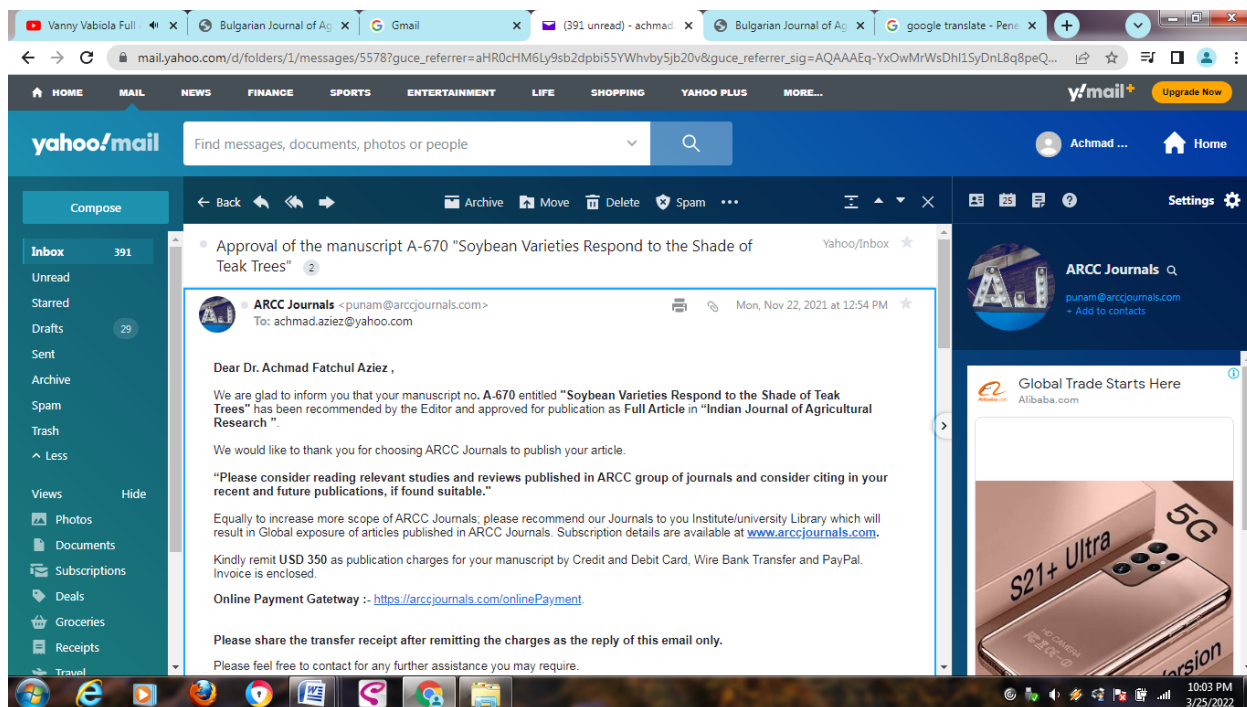
SECTION IV - Recommendation: (Kindly Mark With An X)

Accept As Is:	
Requires Minor Corrections:	
Requires Moderate Revision:	
Requires Major Revision:	X
Submit To Another Publication Such As:	
Reject On Grounds Of (Please Be Specific):	No new finding, may not be published or at the most – no full length paper

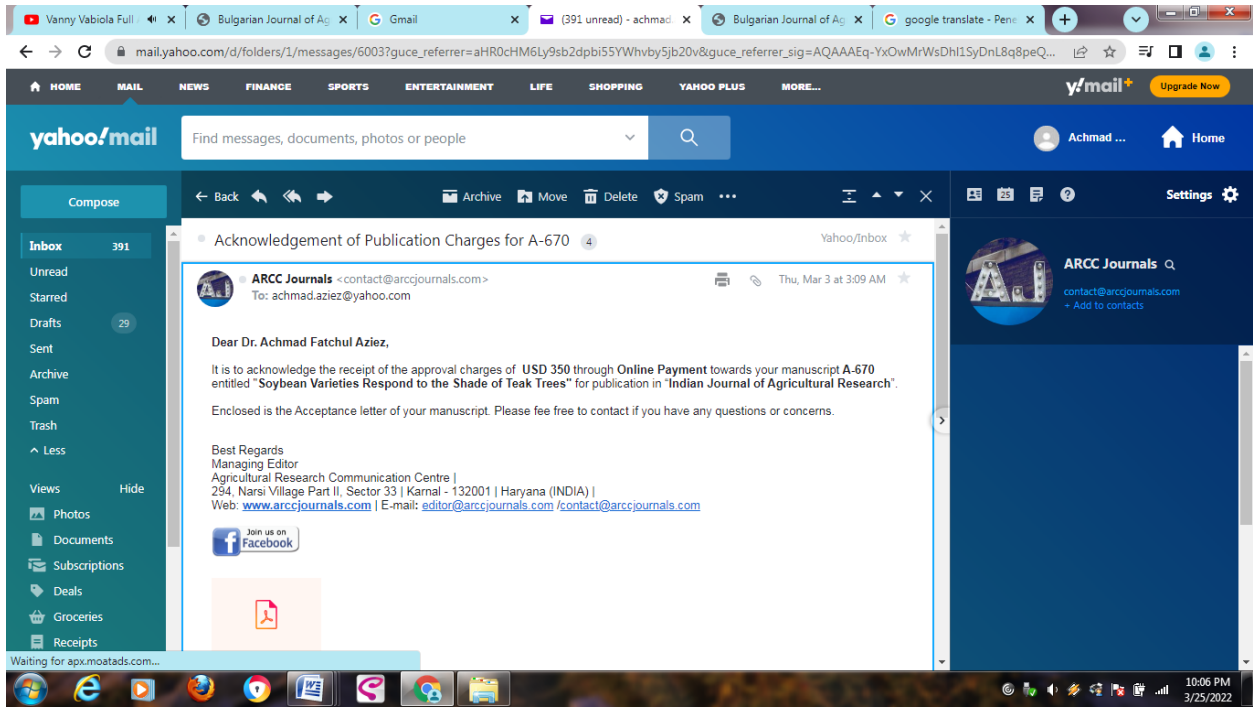
SECTION V: Additional Comments

Please add any additional comments (Including comments/suggestions regarding online supplementary materials, if any): plz see the commented paper.

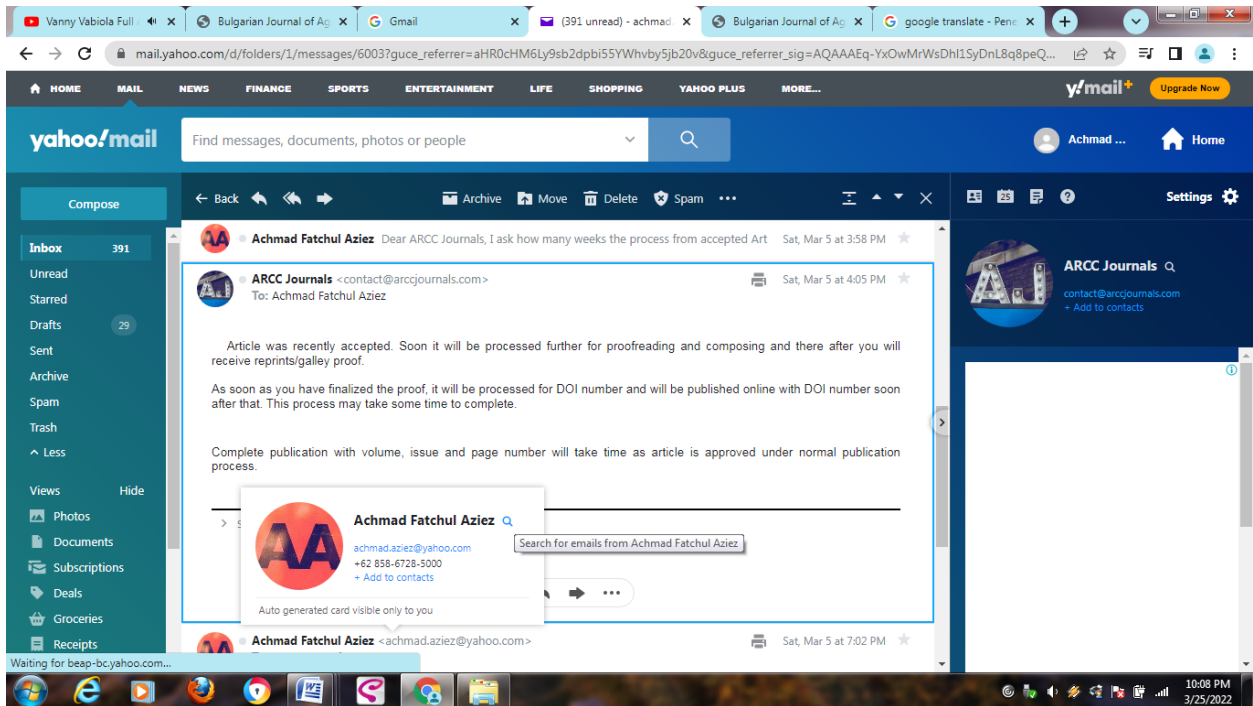
22 November 2021 : approval manuscript



3 Maret 2022 : Acceptance letter



5 Maret 2022 : composing



23 Maret 2022 : Galley proof

The screenshot shows a web browser window with multiple tabs open, including 'Vanny Vabiola Full', 'Bulgarian Journal of Ag...', 'Gmail', '(391 unread) - achmad', 'Bulgarian Journal of Ag...', and 'google translate - Pene...'. The address bar shows the URL: mail.yahoo.com/d/folders/1/messages/60987guce_referrer=aHR0CHM6Ly9sb2dpbi55YWhvby5jb20v8guce_referrer_sig=AQAAAEq-YxOwMrWsDhI1SyDnL8q8peQ... The main content is the Yahoo! Mail interface. The top navigation bar includes 'HOME', 'MAIL', 'NEWS', 'FINANCE', 'SPORTS', 'ENTERTAINMENT', 'LIFE', 'SHOPPING', 'YAHOO PLUS', and 'MORE...'. The search bar contains the text 'Find messages, documents, photos or people'. The user's name 'Achmad ...' and a 'Home' button are visible. The left sidebar shows the 'Compose' button and a list of folders: 'Inbox' (391), 'Unread', 'Starred', 'Drafts' (29), 'Sent', 'Archive', 'Spam', 'Trash', 'Less', 'Views', 'Hide', 'Photos', 'Documents', 'Subscriptions', 'Deals', 'Groceries', 'Receipts', and 'Travel'. The main email view shows a message from 'ARCC Journals <article@arccjournals.com>' to 'achmad.aziez@yahoo.com' dated 'Wed, Mar 23 at 7:10 PM'. The subject is 'Galley Proof / Reprints of the manuscript A-670'. The email body contains the following text:

Dear Dr. Achmad Fatchul Aziez,

Enclosed is the Galley proof / Reprints of the article no A-670 entitled "Soybean Varieties Respond to the Shade of Teak Trees".

If you find any corrections and changes kindly inform that as soon as possible to process it further for DOI Generation. As soon you send the final corrections we will publish it online on the website www.arccjournals.com with DOI number under the Menu Online First Article <http://arccjournals.com/onlineFirstArticles>. Print Publication will take time and will be done as per serial number of the article.

Hoping for the early response with final corrections or final approval if no changes was found.

Note: No corrections will be accepted after DOI generation of the article.

Best Regards
Managing Editor
Agricultural Research Communication Centre |
254, Narsi Village Part II, Sector 33 | Karnal - 132001 | Haryana (INDIA) |
Web: www.arccjournals.com | E-mail: editor@arccjournals.com / contact@arccjournals.com

Join us on Facebook

On the right side of the email view, there is a profile card for 'ARCC Journals' with the email 'article@arccjournals.com' and a '+ Add to contacts' button. Below that is an advertisement for 'Cra Tubulars For Oilfield' with the text 'Speak With a Technical Expert' and an image of CRA tubulars.

The Windows taskbar at the bottom shows the Start button, taskbar icons for Edge, File Explorer, and other applications, and the system tray with the date '10:10 PM 3/25/2022'.

BUKTI PUBLISH

ISSN: 0367- 8245

Indian Journal *of* Agricultural Research




Celebrating



Years of Success

www.arccjournals.com



**AGRICULTURAL
RESEARCH
COMMUNICATION
CENTRE**

INDIAN JOURNAL OF AGRICULTURAL RESEARCH

EDITORIAL BOARD

Chief Editor	:	T. Mohapatra , Director General Indian Council of Agricultural Research, New Delhi
Associate Chief Editor	:	P.C. Sharma , Director, CSSRI, Karnal
Managing Editor	:	Gaurav Gupta , A.R.C.C., Karnal

Editors

P.K. Ghosh , Director & V.C., NIBSM, Raipur	A. Hemantaranjan , Professor, BHU, Varanasi
S. Alarnelu , Pri. Sci., ICAR-SBI, Coimbatore	Sui Kwong YAU , Canada
Sanjay Kumar Singh , IARI, New Delhi	

MEMBERS

Ranvir Singh , New Zealand	Gurbachan Singh , Karnal
R.K. Singh , U.A.E.	Murari Singh , Jordan
J.S. Chauhan , New Delhi	Phil Harris , U.K.
Ramesh Kanwar , U.S.A	B.G. Shiva Kumar , Dharwad
C.L. Laxmipathi Gowda , Hyderabad	Avijit Sen , Varanasi
Metin Guner , Turkey	R.A. Balikai , Dharwad
Ravindra Singh , Ajmer	Mahaveer P. Sharma , Indore
Rajendra Kumar , New Delhi	N. Ravisankar , Meerut
Pratap Bhattacharyya , Cuttack	A.R.G. Ranganatha , Hyderabad
J.S. Mishra , Jabalpur	T. Sushila , Pulivendula
Aftabuz Zaman , Paralakhemundi	Gyanendra Pratap Singh , Karnal
M. Nedunchezhiyan , Bhubneshwar	V. Ramamurthy , Hebbal

Correspondence Address : **Managing Editor**
Agricultural Research Communication Centre
294, Narsi Village Part 2, Sector 33,
Karnal- 132 001, India.

E-mail : contact@arccjournals.com ; editor@arccjournals.com

www.arccjournals.com

INDIAN JOURNAL OF AGRICULTURAL RESEARCH

Print ISSN : 0367-8245

Online ISSN : 0976-058X

Print frequency : Bi-monthly

National Academy of Agricultural Sciences (NAAS) Rating : 5.20

Index Copernicus Value (ICV) : 110.86

Scientific Journal Ranking (SJR) : 0.258

ARCC Journals are covered in:-

- **BIOSIS Preview**
- **ISI Citation Index**
- **Biological Abstracts**
- **Elsevier (Scopus and Embase)**
- **AGRICOLA**
- **Google Scholar**
- **CrossRef**
- **CAB Abstracting Journals**
- **Chemical Abstracts**
- **Indian Science Abstracts**
- **EBSCO Indexing Services**

INDIAN JOURNAL OF AGRICULTURAL RESEARCH

Volume 56 Issue 5, October 2022

NAAS Rating 5.20

CONTENT

Page No.

CROP SCIENCE

Studies on Correlation and Path Analysis in Linseed (*Linum usitatissimum* L.) Over Locations in Mid-hills of North-Western Himalayas

Garima Thakur, Satish Paul, Uttam Chandel, Ronika Thakur 509

Hybridization and Factors Influencing Seed Set in Oat

Harshavardan J. Hilli, Rahul Kapoor, Amandeep 516

CROP PRODUCTION

Wheat Crop Yield Estimation using Geomatics Tools in Saharanpur District

Ankush Kumar Gupta, Pramod Soni 519

Effect of Maize High Density Planting on Cluster Bean Performance under Maize-cluster Bean Cropping Sequence

R. Raja Priya, R. Krishnan, V. Sabareeshwari, R. Sureshkumar, Deepak Chandran, V. Marthandan 527

The Critical Period of Production of the Secondary Metabolite Indican in (*Indigofera tinctoria* L.) on Light Intensity

M.T.S. Budiastuti, D. Setyaningrum, D. Purnomo, Supriyono, B. Pujiasmanto, I.R. Manurung 533

Evaluation of Performance of Improved Cowpea Varieties in Cowpea-maize Strip Intercropping in Bela-Bela, Limpopo Province, South Africa

J.N.A. Asive 539

Effects of Soil and Foliar Applied Fertilizers on Growth, Yield and Sugar Quality of Two Sugarcane Cultivars under Rainfed Conditions

J. Banrungrai, A. Polthane, B. Tubana, V. Tre-loges, A. Promkhambut 545

Soybean Varieties Respond to the Shade of Teak Trees

Achmad Fatchul Aziez, Agus Budiyo, Endang Suprpti, Agung Prasetyo, Fardhan Aji Pranantyo, Paiman 551

Betula alnoides Admixed with *Castanopsis hystrix* or *Cunninghamia lanceolata* from Two Reforestation Case Studies in Southeast China

Bihua Chen, Juan Zhang, Weiwei Xie, Junjie Wu, Hein Sebastian 557

Effect of Different Levels of Organic and Inorganic Fertilizers on Maize (*Zea mays* L.)

Sukhjinder Singh, N.B. Misal 562

PLANT PHYSIOLOGY

Foliar Spray of Elicitors on Physiology and Quality Responses in Turmeric (*Curcuma longa* L.)

R. Sivaranjani, T.J. Zachariah, M. Alagupalamuthirsolai, C.K. Thankamani 567

SOIL SCIENCE

- Groundwater Quality Assessment for Anantapur District of Andhra Pradesh for Irrigation Purpose
P. Venkata Subbaiah, Y. Radha Krishna, M.J. Kaledhonkar 573
- Analysis and Prediction of Land-use and Land-cover Changes and Driving Forces by using GIS and Remote Sensing in the Coka Watershed, Southern Ethiopia
Tadele Buraka, Eyasu Elias, Alemu Lelago 581
- Bioconversion of Shrimp Shell Waste into Compost Preparation and its Plant Growth Study
S. Abirami, G. Gnanamuthu, D. Nagarajan 588
- Assessment of Soil Fertility Status Using Nutrient Index Approach in Cassava Farms of Rewa Province, Fiji
H.K. Sachan, Deeksha Krishna 594

HORTICULTURE

- Chitosan as a Growth Promoter and Enhance Survival Rate in an *in vitro* Culture of Banana (*Musa* spp.) Cultivar 'Bantala'
Laxman Kandha, Rahul Kumar, Birendra Kumar Bindhani 599
- Genetic Analysis of Fruit Yield and its Components in Bottle Gourd [*Lagenaria siceraria* (Mol.) Standl.]
J.R. Balat, J.B. Patel, I.R. Delvadiya, A.V. Ginoya 607
- Effect of Planting Season on the Residue of Organophosphate in Chili (*Capsicum annum* L.)
Megawati, Muhammad Ikhsan Sulaiman, Sabaruddin Zakaria 614
- Feasibility to Neutralize Replant Disease under the Recultivation of an Apple Orchard
P.G. Kopytko, R.V. Yakovenko, O.V. Yakovenko, V.G. Chepurnyi, O.O. Fomenko 621
- A Practice to Enhance Soil Physico-chemical Properties and Viable Microbial Count as Effected by Organic Nutrient Sources in Garden Pea under Mid Hill Zone of Himachal Pradesh
Nitin Yadav, Kuldeep S. Thakur, Devinder K. Mehta 626
- Esteemed Reviewers of This Issue 629
- Authors Index of This Issue 629-630
- Keywords Index of This Issue 630



Soybean Varieties Respond to the Shade of Teak Trees

Achmad Fatchul Aziez¹, Agus Budiyo¹, Endang Suprapti¹,
Agung Prasetyo¹, Fardhan Aji Pranantyo¹, Paiman²

10.18805/IJARE.A-670

ABSTRACT

Background: Light is one of the environmental factors that greatly affect the growth and yield of crops in general, including soybean plants. The purpose of this study was to determine the effect of shade on yield and yield components of soybean varieties.

Methods: The research method was a randomized complete block design (RCBD) with three replications. The first factor was the kind of variety which consisted of two levels, *i.e.*, Dena I and Anjasmara. The second factor was the level of shading, which consisted of four levels, *i.e.*, 0, 10-20, 20-30 and 30-40%.

Result: The results showed that shade decreased the number of filled pods, dry pod weight per plant, 100 seeds weight and seed yield ha⁻¹. As the shade increases, the lower the yield and component of soybean yields increases. The decrease in seed yield ha⁻¹ of Dena I variety at 10-20, 20-30 and 30-40% shade was 22, 14 and 50%, respectively, while the Anjasmara variety was 9, 49 and 59%. Shade decreases yields and yield components of Dena I and Anjasmara varieties. In the higher level of shade, the yield reduction will increase.

Key words: Response, Shading, Soybean, Variety, Yield.

INTRODUCTION

Solar radiation is one of the most important abiotic factors for agricultural production (Liu *et al.* 2018). A slight increase or decrease in light intensity for most plants will cause large changes in the photosynthesis process (Wu *et al.* 2017). Light intensity affects important plant processes such as physiology, biochemistry and cell division (Wu *et al.* 2018). Many processes in plants are disrupted by a decrease in light intensity which brings about dramatic developmental and physiological changes, leading to a rapid decline of these processes (Wu *et al.* 2016). Shades can affect the carbon balance of plants because the demand for carbohydrates (sugar) increases while production decreases: the rate of physiological processes increases while the yield of photosynthesis decreases (Yang *et al.* 2018). Thus, tolerance to shade stress is reduced at low photosynthetic rates in C₃ plants (Su *et al.* 2014). In addition, the carbohydrate (sugar) pattern becomes an expensive process, as structural protein biosynthesis (especially chlorophyll protein) increases with increasing shade (Yang *et al.* 2018). The rate of photosynthesis is the main driver of plant carbon balance, optimal and sustainable light availability should also be considered to study the response of plants to shade stress.

The response of plants to a shaded environment is determined by their tolerance to reduced light intensity. One of the effects of shade on plant morphology is that the plant stems become taller because the plant stems are etiolated (Dhariwal *et al.* 1998). This morphological condition causes the plants to fall easily so that they can reduce the yield of seeds. The shade of 50% during growth resulted in a decrease in soybean seed yields of between 37 and 74% (Steppuhn *et al.* 2005) and in rice resulted in a decrease in

¹Department of Agrotechnology, Faculty of Agriculture, Universitas Tunas Pembangunan, Surakarta, Central Java, Indonesia.

²Department of Agrotechnology, Faculty of Agriculture, Universitas PGRI Yogyakarta, Indonesia.

Corresponding Author: Achmad Fatchul Aziez, Department of Agrotechnology, Faculty of Agriculture, Universitas Tunas Pembangunan, Surakarta, Central Java, Indonesia.
Email: achmad.aziez@yahoo.com

How to cite this article: Aziez, A.F., Budiyo, A., Suprapti, E., Prasetyo, A., Pranantyo, F.A. and Paiman (2022). Soybean Varieties Respond to the Shade of Teak Trees. Indian Journal of Agricultural Research. 56(5): 551-556. DOI: 10.18805/IJARE.A-670.

Submitted: 19-06-2021 **Accepted:** 03-03-2022 **Online:** 30-03-2022

the yield of more than 55% (Sulistiyono *et al.* 2002). Another effect of shade on plant morphology is an increase in leaf area (Kisman *et al.* 2007) which aims to make light absorption more efficient so that the photosynthesis process can run normally (Djukri and Purwoko 2003). In the reproductive phase of some soybean varieties, shade stress causes a faster flowering and harvesting age than in an unshaded environment (Rahmanda *et al.* 2017).

By the research of Susanto and Sundari (2011), light reception by soybean plants is different in each environment. The yield of soybean seeds under the shade of maize, cassava, black paranet and optimal environment were 0.35, 0.36, 1.33 and 2.13 tons ha⁻¹, respectively. Sundari and Susanto (2015) reported that up to 75% shade intensity increased plant height and specific leaf area, but reduced leaf number and area, light absorption rate, photosynthesis rate, leaf chlorophyll index, number of filled pods and seed weight per soybean plant. Each plant genotype has a

different tolerance to shade stress. Plants that are adaptive to low radiation have increased leaf area ratios, stem leaf ratios, stem lengths and decreased leaf thickness (Haque *et al.* 2009). The purpose of this study was to determine the effect of shade on yield and yield components of soybean varieties.

MATERIALS AND METHODS

This research was carried out from November 2019 to February 2020 at Public Company Perhutani Forest Management Unit Semarang at Grobogan, Central Java, Indonesia with limestone Margalite soil with chemical composition: N total, P available, K available 0.15% (low), 8.10 (medium) and 0.79 me 100 g⁻¹ (high), respectively. A geographical position was between 110° 15'-111°25' east longitude and between 7°1'-7°30' south latitude with a height of 79 m above sea level (ASL) and the average rainfall is 201 mm month⁻¹.

The experimental design used in this research was a completely randomized block design (RCBD) with four replications. The first factor was a variety, which consisted of two levels, *i.e.*, Dena 1 and Anjasmara. The second factor was shading which consisted of four levels, *i.e.*, 0; 10-20; 20-30 and 30-40%.

Soil tillage was done by plowing, then manure was a dose of 2 tons ha⁻¹. The plots were made in a size of 3.0 m × 0 m. The need for manure plot⁻¹ was 1.92 kg, Seeding was done by sowing the soybean seeds on the prepared planting media. Soybean seedlings were planted at a spacing of 40 cm × 15 cm. Phonska fertilizers were given according to the treatment, namely the first stage at 14 days and the second at 30 days after planting (DAP). Leaves fertilizer at a dosage of 75 kg ha⁻¹ was given simultaneously at the age of 30 DAP in all plots. Irrigation cannot be done and only rely on rainwater. Plant maintenance carried out included transplanting at the age of 7 DAP and weed control at 14 DAP.

The parameters observed were the number of filled pods, the weight of dry pods, the weight of 100 seeds and the weight of seeds ha⁻¹. The data of observations were analyzed using analysis of variance (ANOVA) at 5% significant levels. The treatment means were compared using Duncan's new multiple range test (DMRT) at 5% significant levels.

RESULTS AND DISCUSSION

Analysis of variance (Table 1) showed that there was an interaction between varieties and shade on the number of filled pods, dry pod weight, the weight of 100 seeds and seed weight ha⁻¹.

Number of filled pods

Based on the analysis of variance (Table 1) in the number of filled pods there was an interaction between varieties and levels of shade. The highest number of filled pods was Anjasmara variety without shade that did not differ with 10-20% shade, Dena 1 variety without shade, or 10-20% shade. The minimum number of filled pods was Anjasmara variety

with 30-40% shade which was not different from Dena 1 variety at 30-40% shade (Table 2).

Shade levels of 10-20% in varieties Dena 1 and Anjasmara have not caused a decrease in the number of filled pods, but starting at 20-30% shade levels, there is a decrease in the number of filled pods. The increasing the shade, the decrease in the number of filled pods will increase. The decrease in the number of filled pods of Dena 1 variety at 20-30 and 30-40% shade was 34.3 and 66.9%, respectively, while for Anjasmara variety was 61.8 and 74.8%.

The number of filled pods per plant in the shade-free environment in Dena 1 and Anjasmara varieties was 59.0 and 61.5 pods, respectively, while in the shaded environment the average was 35.58 pods and 30.17 pods (Table 2). The number of filled pods in plants in the shaded environment is less, which is reduced by about 40-50 per cent and this situation occurs because the generative phase lacks light, which is the most sensitive phase to shade (Mathew *et al.* 2000) so that the pods fall easily (Jiang and Egli 1993). Sundari and Susanto (2015) reported that up to 75% shade intensity increased plant height and specific leaf area, but reduced leaf number and area, light absorption rate, photosynthesis rate, leaf chlorophyll index, the number of filled pods and seed weight per soybean plant. With the presence of shade, stem diameter, total biomass, leaf area, the number of internodes on the main stem and the number of branches all decreased (Wu *et al.* 2017).

The number of filled pods decreased with increasing shade stress (Table 2), which is similar to the study (Da-yong *et al.* 2012). The number of filled pods decreased by about 50% at 50% shade stress and even decreased by about 75% at 75% shade stress. A decrease in the number of filled pods can be caused by a lack of light for photosynthesis so that flowering and pod-forming plants easily fall off (Jiang and Egli 1993). It seems that Dena 1 variety has relatively little effect on pod number reduction compared to the Anjasmara variety.

One important effect of shade stress is a reduction in net photosynthesis (Liu *et al.* 2018). Shade on soybean plants results in taller stems, expanded leaves, reduced number of pods, reduced seed yields and late ripening of pods (Susanto and Sundari 2011), other studies have shown that lack of light results in the reduced number of pods formed (Kurosaki and Yumoto 2003). Plant growth can be increased by increasing the efficiency of light-harvesting in shade conditions (Sundari and Susanto 2015) while Alridiwersah *et al.* (2018), states that total chlorophyll, the highest was found on 50% shade intensity, the number of tillers, the highest was found on no shade intensity. Chlorophyll a and b play a role in the photosynthesis process of plants. Chlorophyll b functions as a photosynthetic antenna that collects light. The increase in chlorophyll b content in shaded conditions is related to an increase in chlorophyll protein so that it will increase the efficiency of the photosynthetic antenna function in light-harvesting complex II (LHC II). The low radiation adaptation of the plant

is also characterized by an enlarged antenna for photosystem II. Enlarging the antenna for photosystem II will increase the efficiency of light-harvesting (Hidema *et al.* 1992). Chlorophyll b functions as an antenna that collects light and then transfers it to the reaction center. The reaction center is composed of chlorophyll a. Light energy will be converted into chemical energy at the reaction center which can then be used for the reduction process in photosynthesis (Djukri and Purwoko, 2003).

Weight of dry pods

The weight of dry pods was influenced by the interaction between varieties and shade levels (Table 1). The highest dry pod weight was achieved by Dena I variety without shade, which was no different from the Anjasmara variety. The lowest dry pod weight for Anjasmara variety with 30-40% shade but not different from Dena I variety at the same shade level (Table 2). The weight reduction of dry pods in the shaded environment in Dena 1 and Anjasmara varieties was 55 and 59%, respectively.

The reduction in weight of dry pods in both Dena I and Anjasmara varieties was started at 10-20% shade. At 20-30% shade levels, both Dena 1 and Anjasmara varieties reduced the weight of dry pods by more than 50%.

The weight of dry pods in the shade-free environment for Dena 1 and Anjasmara varieties was 19.16 and 17.51 g, respectively, while in the shaded environment the average was 8.69 and 7.19 g (Table 2). The reduction in weight of dry pods in shaded plants was due to the photosynthesis process that did not run perfectly so that the net result of photosynthesis was not optimal. This is following the opinion of Khalid *et al.* (2019) that the presence of shade will reduce

the activity of chlorophyll and photosynthesis. Light, temperature, humidity, *etc.* are important factors that affect the growth process of plants. Light is not only a major participant in plant photosynthesis, but also affects the relative content and quality of various macromolecules in plants through the formation and transport of photosynthetic products (Goto, *et al.*, 1993), (Ohashi-Kaneko *et al.* 2006).

Zhang *et al.* (2016) added that in the soybean plant, short-term shading can reduce photosynthesis, leaf temperature, stomatal conductance, transpiration and water use efficiency and increase intercellular CO₂ partial pressure, which leads to carbon gain and water loss. Soybean is an important legume crop that shows sensitivity to shade, if it gets shade the stems will elongate excessively, leading to falling apart and decreased yields (Lyu *et al.* 2021). Meanwhile, Kuswanto and Maghfiro (2005) stated that providing shade at various growth stages had a significant effect on the number of flowers, number of pods, number of filled pods per plant, the weight of 100 seeds and yield of dry soybean seeds.

In the relay strip corn-soybean intercropping system, the reduction in soybean photosynthesis was due to the adjustment of the leaf structure to capture light and the effect of stomata characteristics on CO₂ absorption and translocation. Different shade-tolerant soybean varieties have significant differences in responding to different degrees of shade. Shade-tolerant varieties have advantages in the arrangement of leaf structure and stomata characteristics, which are more conducive to the progress of photosynthesis. Therefore, shade-resistant varieties show higher photosynthetic capacity and PSII activity and biomass accumulation than shade sensitive varieties under shade conditions (Fan *et al.* 2020).

Table 1: Analysis of variance all parameters.

	Number of filled pods	Weight of dry pods	Weight of 100 seeds	Weight of seed ha ⁻¹
Variety	0.76ns	5.86*	0.05ns	9.00**
Shading	23.43**	89.11**	2.03ns	31.33**
Variety × shading	10.86**	40.29**	6.32**	40.19**
CV (%)	27.82	16.89	4.56	10.29

Table 2: Interactions of varieties and shading to the number of filled pods, the weight of dry pods, weight of 100 seeds and weight of seeds ha⁻¹.

Variety	Shading	Observation			
		Number of filled pods	Weight of dry pods (g)	Weight of 100 seeds (g)	Weight of seed ha ⁻¹ (g)
Dena 1	0	59.00a	19.16a	16.19a	1692.00a
	10-20	48.50ab	11.40b	16.06a	1312.50c
	20-30	38.75bc	9.36b	14.18c	1446.50bc
	30-40	19.50d	5.30cd	14.83bc	830.75d
Anjasmara	0	61.50a	17.51a	15.87ab	1575.25ab
	10-20	51.50ab	11.78b	14.04c	1437.50bc
	20-30	23.50cd	6.55c	15.60ab	802.75d
	30-40	15.50d	3.23d	16.08a	651.00d

Weight of 100 seeds

The weight of 100 seeds was influenced by the interaction between the varieties and the level of shade (Table 1). The highest weight of 100 seeds was Dena 1 variety without shade and did not differ from 10-20% shade, Anjasmara variety without shade, 20-30 and 30-40% shade (Table 2). The lowest seed weight of the Anjasmara variety was 10-20% shade and did not differ from the Dena 1 variety with 20-30 and 30-40% shade.

The results of this study indicated that the weight of 100 seeds was less affected by the level of shade, but more dominantly influenced by the character of a variety. It is proven that the Anjasmara variety in shaded conditions (30-40%) soybean plants can still carry out the photosynthesis process and produce seeds with seed sizes that match their genetic characters, but in Dena 1 variety, 20-30% shade has experienced a weight loss of 100. seed. This is by the opinion of Tang *et al.* (2010) stated that shade treatment caused a decrease in seed yield but had no effect on seed size. The weight of 100 seeds represents the size of a seed. The weight of 100 seeds is influenced by genetic characteristics of each variety but also influenced by environmental factors including light intensity. The seed size of each genotype or variety gave different responses due to different light intensity treatments.

Added by Ali *et al.* (2010) stated that soybean plants that grow in a shaded environment will decrease photosynthetic activity, so that the allocation of photosynthate to the reproductive organs is reduced, of course, this will result in a reduced number of pods, small seed size and reduced seed yield. The light intensity of 60 or 40% shade can cause a decrease in soybean seed yields by up to 32% (Sundari and Susanto 2015). Kuswantoro and Maghfiro (2005) state that the length of shading during the growth of soybeans is approximately 84 days, from the vegetative phase to harvest, which will cause the allocation of photosynthate products not only for seed formation but also for the formation and development of other morphology. persist in gripping conditions.

weight of seed

Based on the analysis of variance, there was an interaction between varieties and shade levels on seed weight ha^{-1} (Table 1). The highest seed weight ha^{-1} was in the Dena 1 variety without shade and was not different from the Anjasmara variety without shade. The lowest seed weight ha^{-1} of Anjasmara variety with 30-40% shade level, which was not different from 20-30% shade and Dena 1 variety with 30-40% shade (Table 2).

Seed weight ha^{-1} in the shadeless environment for Dena 1 and Anjasmara varieties were 1692 and 1575 g, respectively, while in the shaded environment the average was 1196 and 963 g (Table 2). If it is broken down into different levels of shade, the decrease in yield ha^{-1} of Dena variety is 10-20, 20-30 and 30-40%, respectively 22, 14 and 50%, while the Anjasmara variety is 9, 49 and 59%.

The shade will reduce the seed weight ha^{-1} because the soybean crop lacks light. The function of light is for the

photosynthesis process. As the shade increases, the rate of photosynthesis will decrease. Sundari and Susanto (2015) reported that up to 75% shade intensity increased plant height and specific leaf area, but reduced leaf number and area, light absorption rate, photosynthesis rate, leaf chlorophyll index, number of filled pods and seed weight per soybean plant. Each plant genotype has a different tolerance to shade stress. Plants that are adaptive to low radiation experience an increase in leaf area ratio, stem leaf ratio, stem length and decrease in leaf thickness (Haque *et al.* 2009). Susanto and Sundari (2011) reported that the growth and yield of soybean was influenced by the interaction of soybean genotypes with the environment.

The light environment is one of the most critical environmental factors affecting plant growth and development (Gao *et al.* 2020). Shading not only causes changes in light intensity, but also causes changes in environmental factors such as light quality, air humidity, CO_2 concentration and soil temperature (Shi *et al.* 2015). Reduction of absorbed light results in a reduction in photosynthetic activity so that the allocation of photosynthate to the reproductive organs is reduced (Pekşen 2007) and as a result, seed yields decreased. Moula (2009) added to rice plants that the shaded and unshaded rice yields were 0.76 and 2.21 tons ha^{-1} respectively for the Kazol Shail variety and BRRI-32 1.83 and 3.63 tons ha^{-1} .

Regarding variety, Chen *et al.* (2019), said that varieties had a significant effect on yield and each component factor and light had a significant effect on spikelet filling, 1000 grain weight and yield. Shading caused a significant reduction in the weight of 1000 grains and spikelet filling, which in turn led to a decrease in yield from 15.3 to 20.0%. The yield reduction using shade black nylon net is higher than under shading white cotton yarn.

In intercropping soybeans with maize, the yields of soybean with one row of corn and one row of soybeans and two rows of soybeans planted in rows 40 cm wide were 54.69 and 16.83% lower than the single row of soybeans, respectively. These findings suggest that soybean plants can regulate the morphological characteristics and anatomical structure of leaves under different light environments (Yang *et al.* 2018).

CONCLUSION

The research results and the discussion above could be taken as follows. Shade decreased the number of filled pods, the weight of dry pods, the weight of 100 seeds and the yield ha^{-1} of soybean varieties. The decrease in seed yield ha^{-1} of Devon 1 variety at 10-20, 20-30 and 30-40% shade was 22, 14 and 50%, respectively, while the Anjasmara variety was 9, 49 and 59%.

ACKNOWLEDGEMENT

We would like to thank the leadership of Public Company Perhutani Forest Management Unit Semarang at Grobogan, Central Java, Indonesia for permitting us to research their land.

Conflict of interest: None.

REFERENCES

- Ali, M., Hussain, M., Khan, M.I., Ali, Z., Zulkiffal, M., Anwar, J., Sabir, W. and Zeeshan, M. (2010). Source-sink relationship between photosynthetic organs and grain yield attributes during grain filling stage in spring wheat (*Triticum aestivum*). *International Journal of Agriculture and Biology*. 12(4): 509-515.
- Alridiwersah, Harahap, E.M., Akoeb, E.N. and Hanum, H. (2018). Growth and Production of New Superior Rice Varieties in the Shade Intensity. In: IOP Conference Series: Earth and Environmental Science. Vol. 122.
- Su, B.Y., Song, Y.X., Song, C., Cui, L., Yong, T.W. and Yang, W.Y. (2014). Growth and photosynthetic responses of soybean seedlings to maize shading in relay intercropping system in Southwest China. *Photosynthetica*. 52(10): 1-9.
- Chen, H., Li, Q.P., Zeng, Y.L., Deng, F. and Ren, W.J. (2019). Effect of different shading materials on grain yield and quality of rice. *Scientific Reports*. 9(1): 1-10.
- Da-yong, Li, Zhi-an, Z., Dian-jun, Z., Li-yan, J. and Yuan-li, W. (2012). Comparison of Net Photosynthetic Rate in Leaves of Soybean with Different Yield Levels. *Journal of Northeast Agricultural University (English Edition)*. 19(3): 14-19.
- Dhariwal, H.S., Kawai, M. and Uchimiya, H. (1998). Genetic engineering for abiotic stress tolerance in plants. *Plant Biotechnology*. 15(1): 1-10.
- Djukri and Purwoko, B.S. (2003). Pengaruh naungan paranet terhadap sifat toleransi tanaman talas [*Colocasia seeculenta* (L.) Schodt]. *Ilmu Pertanian*. 10(2): 17-25.
- Fan, Y., Li, S., Raza, M.A., Wang, Z., Wang, B., Zhang, J., Tan, X., Tan, T., Feng, L., Wu, X., Fan, Y., Li, S. Raza, M.A., Wang, Z. and Wang, B. (2020). Regulation morphological and architectural acclimation of soybean seedlings to shade regulation morphological and architectural acclimation of soybean. *Research*. 155: 245-253.
- Gao, S., Liu, X., Liu, Y., Cao, B., Chen, Z. and Xu, K. (2020). Photosynthetic characteristics and chloroplast ultrastructure of welsh onion (*Allium fistulosum* L.) grown under different LED wave lengths. *BMC Plant Biology*. 20(1): 1-12.
- Goto, N., Yamamoto, K.T. and Watanabe, M. (1993). Action spectra for inhibition of hypocotyl growth of wild type plants and the hy2 long hypocotyl mutant of *Arabidopsis thaliana* L. *Photochemistry and Photobiology*. 57(5): 867-871.
- Haque, M.M., Hasanuzzaman, M. and Rahman, M.L. (2009). Effect of light intensity on the morpho-physiology and yield of bottle gourd (*Lagenaria vulgaris*). *Academic Journal of Plant Sciences*. 2(3): 158-161.
- Jiang, H. and Egli, D.B. (1993). Shade induced changes in flower and pod number and flower and fruit abscission in soybean. *Agronomy Journal*. 85(2): 221-225.
- Khalid, Raza, Yu, Sun, Zhang, Lu, Si, Iqbal, Khan, Fu. and Li. (2019). Effect of shade treatment on morphology, photosynthetic and chlorophyll fluorescence characteristics of soybean [*Glycine max* (L.) Merr.]. 17(2): 2551-2569.
- Kisman, Khumaida, N., Trikoesoemaningtyas, Sobir. and Sopandie, D. (2007). Karakter morfo-fisiologi daun, *Penciri adaptasi kedelai terhadap intensitas cahaya rendah*. *Bul. Agron* 35(2): 96-102.
- Kurosaki, H. and Yumoto, S. (2003). Effects of low temperature and shading during flowering on the yield components in soybeans. *Plant Production Science*. 6(1): 17-23.
- Kuswantoro, H. and Maghfiro, L. (2005). Respons Beberapa Genotipe Kedelai Terhadap Naungan In: Prosiding Seminar Hasil Penelitian Tanaman Aneka Kacang Dan Umbi. pp: 58-65.
- Liu, X., Rahman, T., Song, C., Yang, F., Su, B. and B. Cui, B. (2018). Field crops research relationships among light distribution, radiation use efficiency and land equivalent ratio in maize-soybean strip intercropping. *Field Crops Research*. 224(July 2017): 91-101.
- Lyu, X., Cheng, Q., Qin, C., Li, Y., Xu, X., Ji, R., Mu, R., Li, H., Zhao, T., Liu, J., Zhou, Y., Li, H., Yang, G., Chen, Q. and Liu, B. (2021). GmCRY1s modulate gibberellin metabolism to regulate soybean shade avoidance in response to reduced blue light. *Molecular Plant*. 14(2): 298-314.
- Mathew, J.P., Herbert, S.J., Zhang, S., Rautenkranz, A.A.F. and Litchfield, G.V. (2000). Differential response of soybean yield components to the timing of light enrichment. *Agronomy Journal*. 92(6): 1156-1161.
- Moula, Golam. (2009). Effect of shade on yield of rice crops. *pakistan J. Agric. Res.* 22(1-2): 24-27.
- Ohashi-Kaneko, K., Matsuda, R., Goto, E., Fujiwara, K. and Kurata, K. (2006). Growth of rice plants under red light with or without supplemental blue light. *Soil Science and Plant Nutrition*. 52(4): 444-452.
- Peksen, E. (2007). Dynamics of flower appearance, Flowering, Pod and seed setting performance and their relations to seed yield in common bean (*Phaseolus vulgaris* L.). *Pakistan Journal of Botany*. 39(2): 485-96.
- Rahmanda, R., Sumarni, T. and Tyasmoro, S.Y. (2017). Respon dua varietas kedelai [*Glycine max* (L.) Merr] terhadap perbedaan intensitas cahaya pada sistem agroforestry berbasis sengon. *Journal Produksi Tanaman*. 5(9): 1561-1569.
- Shi, W., Yin, X., Struik, P.C., Xie, F., Schmidt, R.C. and Jagadish, K.S.V. (2015). Grain yield and quality responses of tropical hybrid rice to high night-time temperature. *Field Crops Research*. 190: 18-25.
- Steppuhn, H., Th Van Genuchten, M. and Grieve, C.M. (2005). Root-zone salinity. I. Selecting a product-yield index and response function for crop tolerance. *Crop Science*. 45(1): 209-220.
- Sulistiyono, E., Chozin, M. and Rezkuyanti, F. (2002). Uji potensi hasil beberapa galur padi gogo pada beberapa tingkat naungan. *Bul. Agron* 30(1): 1-5.
- Sundari, T. and Susanto, G.W.A. (2015). Pertumbuhan dan hasil biji genotipe kedelai di berbagai intensitas naungan growth and seed yield of soybean genotypes at different shade intensities. *Penelitian Pertanian Tanaman Pangan*. 34(3): 203-218.
- Susanto, G. and Sundari, T. (2011). Perubahan Karakter Agronomi Aksesi Plasma Nutfah Kedelai Di Lingkungan Ternaungi. *Journal Agronomi Indonesia*. 39(1): 1-6.
- Tang, Y., Liu, J., Liu, B., Li, X.M., Li, J. and Li, H.X. (2010). Endogenous hormone concentrations in explants and calluses of bitter melon (*Momordica charantia* L.). *Interciencia*. 35(9): 680-683.

- Wu, Y., Gong, W., Yang, F., Wang, X., Yong, T. and Yang, W. (2016). Responses to shade and subsequent recovery of soya bean in maize-soyabean relay strip intercropping. *Plant Production Science*. 19(2): 206-214.
- Wu, Shan, Y., Yang, F., Gong, W.Z., Ahmed, S., Fan, Y.F., Wu, X.L., Yong, T.W., Liu, W.G., Shu, K., Liu, J., Du, J.B. and Yang, W.Y. (2017). Shade adaptive response and yield analysis of different soybean genotypes in relay intercropping systems. *Journal of Integrative Agriculture*. 16(6): 1331-1340.
- Wu, Yushan, Gong, W., Wang, Y., Yong, T., Yang, F., Liu, W., Wu, X., Du, J., Shu, K., Liu, J., Liu, C. and Yang, W. (2018). Leaf area and photosynthesis of newly emerged trifoliolate leaves are regulated by mature leaves in soybean. *Journal of Plant Research*. 131(4): 671-680.
- Yang, F., Feng, L., Liu, Q., Wu, X., Fan, Y., Raza, M.A., Cheng, Y., Chen, J., Wang, X., Yong, T., Liu, W., Liu, J., Du, J., Shu, K. and Yang, W. (2018). Effect of interactions between light intensity and red-to-far-red ratio on the photosynthesis of soybean leaves under shade condition. *Environmental and Experimental Botany*. 150: 79-87.
- Yao, X., Li, C., Li, S., Zhu, Q., Zhang, H., Wang, H., Yu, C., Martin, S.K.S. and Xie, F. (2017). Effect of shade on leaf photosynthetic capacity, light-intercepting, electron transfer and energy distribution of soybeans. *Plant Growth Regulation*. 83(3): 409-416.
- Zhang, J., Liu, J., Yang, C., Du, S. and Yang, W. (2016). Photosynthetic performance of soybean plants to water deficit under high and low light intensity. *South African Journal of Botany*. 105: 279-287.